

## PAPER NAME

**1.B.3.4. 02-2020-IJSTR-Numerical solution for spread of tuberculosis model with perturbation homotop**

---

## WORD COUNT

**2547 Words**

## CHARACTER COUNT

**13395 Characters**

## PAGE COUNT

**5 Pages**

## FILE SIZE

**560.3KB**

## SUBMISSION DATE

**Jun 20, 2023 10:01 AM GMT+8**

## REPORT DATE

**Jun 20, 2023 10:01 AM GMT+8**

---

● **21% Overall Similarity**

The combined total of all matches, including overlapping sources, for each database.

- 8% Internet database
- 15% Publications database
- Crossref database
- Crossref Posted Content database
- 15% Submitted Works database

● **Excluded from Similarity Report**

- Bibliographic material
- Manually excluded sources
- Manually excluded text blocks

# Numerical Solution For Spread Of Tuberculosis Model With Perturbation Homotopy Method (MPH)

Syafuruddin Side, Muh Isbar Pratama, Nur Rezky Ramadhan, and Wahidah Sanusi

**Abstract:** This paper discuss about the numerical solution of TBC transmission using Perturbation Homotopy Methods (MPH). This article using TBC sufferers' data on South Sulawesi was taken from Public Health Office South Sulawesi Province. The discuss started form SEIR model of TBC transmission, the simulation of SEIR models of TBC transmission on South Sulawesi, and the numeric solution of SEIR model with Perturbation Homotopy Methods (MPH). On this article we got predictions about TBC transmission that occurred in South Sulawesi for several years later.

**Index Terms:** SEIR Model, Numeric Solution, Perturbation Homotopy Methods (MPH).

## 1. INTRODUCTION

The World Health Organization (WHO) states that one third of the world's population has been infected, 9 million new TB patients and 3 million deaths from tuberculosis worldwide, 95% of TB cases and 98% of deaths from TB in the world occur in developing countries [1; 2]. The spread of a disease is a threat to humans, especially infectious diseases carried by various types of microbes, such as bacteria, fungi, parasites, and viruses. Bacillus tuberculosis (TB) or better known as tuberculosis is an infectious disease caused by the bacterium Mycobacterium tuberculosis [3]. Eliminating tuberculosis is not easy because it is difficult to develop effective vaccines, expensive and time-consuming diagnostic processes, and treatments that take months, but the spread of this disease can be controlled by providing appropriate treatment for patients with TB [4; 5]. Research carried out by [6] proposed and analyzed the distribution model for tuberculosis. Control and prevention of tuberculosis using chemotherapy drugs for TB patients. The efficacy of each drug is examined and observations show that low drug efficacy can prolong the treatment period. [4] discussed the case of detection and its effectiveness by dividing individuals into five sub-classes namely Susceptible, Exposed, Infected undetected, Infected detected, and Recovered. Research conducted by [7] has also described and analyzed the forms of mathematical modeling in tuberculosis. In his journal entitled "Mathematical Modeling in Transmission of Tuberculosis" discusses transmission of tuberculosis (TBC) using the SIR and SEIR mathematical models and the analysis used is the Lyapunov function method which describes the existence of tuberculosis in a region, but researchers have not discussed numerical solution of existing models. Research by [8; 9; 10] has also discussed in his journal about Numerical Solutions in the transmission of dengue fever in the SIR and SEIR models. In this paper, article a numerical solution will be examined in the model of TB transmission with Homotopy Perturbation Method (MPH) from the SEIR model that was previously reviewed by [8], and by using secondary data on the number of TB patients in South Sulawesi from the 2016 Health Office. The purpose and benefits expected from this paper are by knowing the model of TB virus transmission and transmission and the numerical solution of the mathematical model of TB transmission with the homotopy perturbation method, it can be used as a basis for further treatment of TB disease, so that TB disease is no longer a scourge frightening to society.

The population is increasing and sustainable at this time so it is a warning to all countries in the world. This causes global warming to occur with climate change. Countries in Southeast Asia, especially Indonesia also feel the effects of global warming. The rainy season almost occurs throughout the year, as a result of diseases that usually appear after the rainy season can no longer be predicted like tuberculosis. TB disease in South Sulawesi poses a serious threat to more than 8 million people in 2016, coupled with a lack of public awareness about the importance of health, so it needs attention from the government, especially the health ministry. The TB transmission model requires an additional variable to complement the SIR model, which is a human population variable that shows symptoms of infection. Changes that apply to each human population can be defined in the following picture:

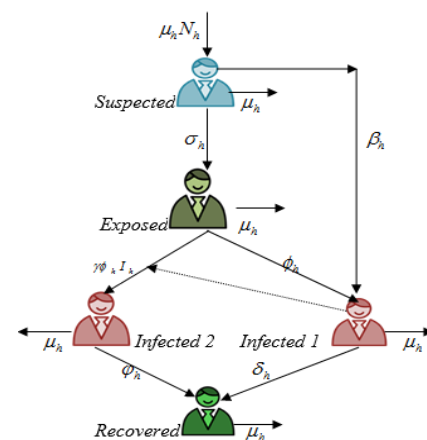


Fig. 1. Diagram of the human population of the SEIR model

This model has the main factors causing humans to be infected with TB. The SEIR model divides the human population of  $N_h$  to four sub-populations, namely humans potentially infected with the TB virus,  $S_h$ , humans who show symptoms of being infected with the TB virus,  $E_h$ , humans who have been infected with TB,  $I_h$ , and humans who have recovered,  $R_h$ . This study assumes that there are humans in this population that have been infected with the virus but have not been able to transmit it to other humans, but are able to

cause transmission of the virus. Every human being is categorized in one part at a time. Every human in the  $S_h$  group has the possibility to show symptoms of being infected with the TB virus at  $\sigma_h S_h$  level, immediately infected with  $\beta_h I_h$  and dying  $\mu_h S_h$ . While the rate of humans infected by the transmission of the TB virus  $\phi_h E_h$ , infected humans are caused by humans who have been infected with  $\gamma \phi_h I_h E_h$ . Furthermore, if humans have been infected by the TB virus, they will be given care. This study presupposes that every human being treated will become immune throughout his life so that he is no longer contracting TB. This is because there is no specific vaccine that can fight the TB virus. The level of humans recovering from transmission of the virus due to treatment or the duration of the outbreak in the individual's body is  $\delta_h I_h$  and the level of humans recovering from the transmission of the virus from infected humans in the individual's body is  $\varphi_h I_h$ .

**2 METHOD**

The type of research used is applied research, which aims to solve existing problems by first drafting concepts as needed. In this study, data on TB patients who were used were secondary data obtained from the South Sulawesi Provincial Health Office. This research is a literature study, namely the process of collecting data as a reference material both from the Mathematics Department Library and from other sources related to mathematical modeling and other prerequisite materials. The research procedures applied in writing are described according to the amount in the formulation of the problem, are:

**Knowing the homotopy perturbation method in the SEIR TB transmission model in South Sulawesi with the following steps:**

- a. Write down the SEIR model of TB disease transmission in South Sulawesi that has been obtained previously from decomposition [7].
- b. model The written SEIR model is formed into a system of equations that follows the following operators:

$$L(u_m) + g_m(t, u_1, u_2, \dots, u_m) = f_m(t)$$

and reshaped into a system of differential equations

$$Du_i(t) = L_i(t, u_1, u_2, \dots, u_n) + N_i(t, u_1, u_2, \dots, u_n) + g_i(t)$$

with  $L = \frac{d}{dt}$  is a linear operator and  $N_1, N_2, \dots, N_m$  is a nonlinear operator.

- c. Complete the system of equations using inverse operators

$$L^{-1}(\cdot) = \int_0^t (\cdot) dt$$

- d. Obtain a form of completion of the homotopy perturbation method.

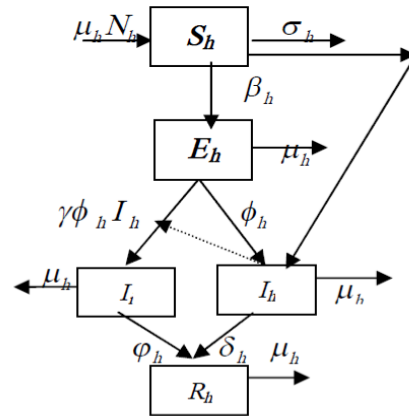
Knowing the numerical solution of the mathematical model of TB transmission with the homotopy perturbation method with the following steps:

- a. Retrieving actual data from the South Sulawesi Ministry of Health.
- b. Inputting the data into equations obtained as a form of completion of the SEIR model using MPH with the help of Maple or MAPLE 17 software. From these results obtained numerical results and plotting results so that it can be seen the graph of TB disease transmission in South Sulawesi.

**3. RESULTS AND DISCUSSION**

**3.1. SEIR Model for Transmission of Tuberculosis**

The SEIR model of Tuberculosis transmission (TBC) which shows changes that occur in each human population in transmission of Tuberculosis can be interpreted in the following schematic form [6,9]:



**Fig. 2. SEIR model TB transmission population scheme**

Based on Figure 2, obtained a SEIR mathematical model for TB transmission [6]

$$\frac{dS_h}{dt} = \mu_h N_h - (\sigma_h + \beta_h + \mu_h) S_h \tag{1}$$

$$\frac{dE_h}{dt} = \sigma_h S_h - \gamma \phi_h I_h E_h - \phi_h E_h - \mu_h E_h \tag{2}$$

$$\frac{dI_h}{dt} = \beta_h S_h + \phi_h E_h - (\mu_h + \delta_h) I_h \tag{3}$$

$$\frac{dI_i}{dt} = \gamma \phi_h I_h E_h - (\mu_h - \varphi_h) I_i \tag{4}$$

$$\frac{dR_h}{dt} = \delta_h I_h + \mu_h I_i - \mu_h R_h \tag{5}$$

The result of SEIR model can be simplified by assuming the following fractions:

$$x(t) = \frac{S_h}{N_h}, y(t) = \frac{I_h}{N_h}, z(t) = \frac{I_i}{N_h}, \text{ dan } u(t) = \frac{E_h}{N_h} \tag{6}$$

Then, the human population model for transmission of Tuberculosis can be simplified like the following equation:

$$\frac{dx}{dt} = \mu_h - \beta_h x - \sigma_h x - \mu_h x \tag{7}$$

$$\frac{du}{dt} = \sigma_h x - \gamma \phi_h y u - \phi_h u - \mu_h u \tag{8}$$

$$\frac{dy}{dt} = \beta_h x + \phi_h u - (\mu_h + \delta_h) y \tag{9}$$

$$\frac{dz}{dt} = \gamma \phi_h y u - (\mu_h + \varphi_h) z \tag{10}$$

$$\frac{dw}{dt} = \delta_h y + \mu_h z - \mu_h w \tag{11}$$

The model simulation by MAPLE 17 are presented and described in Figure 3 with the x-axis value being time (year) and the y-axis value is the variable fraction used.

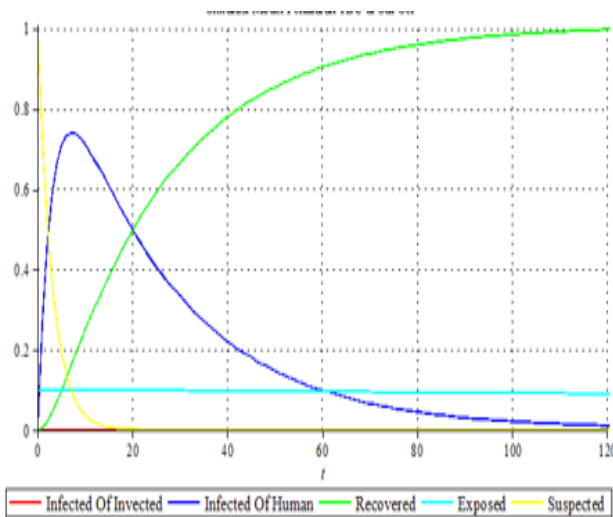


Fig. 3. Simulation model of TB transmission in South Sulawesi

Figure 3 resulting from MAPLE for the SEIR model compared to the results of real data from the Ministry of Health of the Republic of Indonesia (KKRI) can be described as follows referring to Real data in South Sulawesi, the number of TB cases (humans infected with viruses) in South Sulawesi will continue to increase every year since 2010. Figure 3 of the results of the SEIR model shows that the number of TB cases is caused by Viruses will continue to grow rapidly, while the number of TB cases caused by infected humans is not too influential and almost constant and will decrease to zero in the next few years. These results indicate that the SEIR model for the spread of tuberculosis in the province of South Sulawesi in particular is in accordance with existing real data.

3.2. The Numerical Solution of the SEIR Model with the Homotopy Perturbation Method

The SEIR model used for transmission of tuberculosis can be solved by finding a numerical solution using the Homotopy Perturbation Method (MPH). According to MPH, a homotopy was built to model Tuberculosis transmission that fulfills the following relationships:

$$V'_1 + x'_0 + P(x'_0 - \mu_h + \delta_h V_{1,0} + \beta_h V_{1,0} + \mu_h V_{1,0}) \quad (12)$$

$$V'_2 + u'_0 + P(u'_0 - \sigma_h V_{1,0} + \gamma \phi_h V_{3,0} V_{2,0} + \phi_h V_{2,0} + \mu_h V_{2,0}) \quad (13)$$

$$V'_3 + y'_0 + P(y'_0 - \beta_h V_{1,0} - \phi_h V_{2,0} + \mu_h V_{3,0}) \quad (14)$$

$$V'_4 + z'_0 + P(z'_0 - \gamma \phi_h V_{3,0} V_{2,0} + \mu_h V_{4,0} + \phi_h V_{4,0}) \quad (15)$$

$$V'_5 + w'_0 + P(w'_0 - \delta_h y - \mu_h z + \mu_h w) P(w'_0 - \delta_h V_{3,0} - \mu_h V_{4,0} + \mu_h V_{5,0}) \quad (16)$$

The Homotopy Perturbation Method has the initial approximation as follows:

$$V_1 = V_{1,0} + PV_{1,1} + P^2V_{1,2} + P^3V_{1,3} + P^4V_{1,4} + P^5V_{1,5} \quad (17)$$

$$V_2 = V_{2,0} + PV_{2,1} + P^2V_{2,2} + P^3V_{2,3} + P^4V_{2,4} + P^5V_{2,5} \quad (18)$$

$$V_3 = V_{3,0} + PV_{3,1} + P^2V_{3,2} + P^3V_{3,3} + P^4V_{3,4} + P^5V_{3,5} \quad (19)$$

$$V_4 = V_{4,0} + PV_{4,1} + P^2V_{4,2} + P^3V_{4,3} + P^4V_{4,4} + P^5V_{4,5} \quad (20)$$

$$V_5 = V_{5,0} + PV_{5,1} + P^2V_{5,2} + P^3V_{5,3} + P^4V_{5,4} + P^5V_{5,5} \quad (21)$$

From the actual data retrieval from the Ministry of Health:

$$c1 = \frac{8329824}{8342000}, c2 = 0.09985404, c3 = \frac{8523}{8342000},$$

$$c4 = \frac{3653}{8342000}, \text{ and } c5 = \frac{1218}{8342000} \text{ with parameter}$$

$$\mu_h = 0.000035, \beta_h = 0.326655, \sigma_h = 0.00031,$$

$$\gamma = 0.123111, \delta_h = 0.041230, \phi_h = 0.00088, \text{ and}$$

$$\phi_h = 0.038655 \text{ giving:}$$

$$V_{1,1} = -0,3264877101 t \quad (22)$$

$$V_{2,1} = 0,0002181700241 t \quad (23)$$

$$V_{3,1} = 0,3262239239 t \quad (24)$$

$$V_{4,1} = -0,00001693054764 t \quad (25)$$

$$V_{5,1} = 0,00004213579094 t \quad (26)$$

$$V_{1,2} = 0,1067614812 t^2 \quad (27)$$

$$V_{2,2} = -0001049399155 t^2 \quad (28)$$

$$V_{3,2} = -0,1201102811 t^2 \quad (29)$$

$$V_{4,2} = 0,000004184142769 t^2 \quad (30)$$

$$V_{5,2} = 0,013450210032 t^2 \quad (31)$$

$$V_{1,3} = -0,03491100435 t^3 \quad (32)$$

$$V_{2,3} = 0,00003448372780 t^3 \quad (33)$$

$$V_{3,3} = 0,03983043004 t^3 \quad (34)$$

$$V_{4,3} = -0,000001453533077 t^3 \quad (35)$$

$$V_{5,3} = -0,004952617501 t^3 \quad (36)$$

$$V_{1,4} = 0,01141589843 t^4 \quad (37)$$

$$V_{2,4} = -0,00001127830383 t^4 \quad (38)$$

$$V_{3,4} = -0,01304742648 t^4 \quad (39)$$

$$V_{4,4} = 4,805770588 \cdot 10^{-7} t^4 \quad (40)$$

$$V_{5,4} = 0,001642381922 t^4 \quad (41)$$

$$V_{1,5} = -0,003732998787 t^5 \quad (42)$$

$$V_{2,5} = 0,000003686870186 t^5 \quad (43)$$

$$V_{3,5} = 0,004267452431 t^5 \quad (44)$$

$$V_{4,5} = -1,562155510 \cdot 10^{-7} t^5 \quad (45)$$

$$V_{5,5} = -0,0005380028604 t^5 \quad (46)$$

Then, the solution of SEIR model for TB transmission using MPH is:

$$x(t) = 0,9985403980 - 0,3264877101 t + 0,1067614812 t^2 - 0,03491100435 t^3 + 0,01141589843 t^4 - 0,003732998787 t^5 \quad (47)$$

$$u(t) = 0,09985403980 + 0,0002181700241 t - 0001049399155 t^2 + 0,00003448372780 t^3 - 0,00001127830383 t^4 + 0,000003686870186 t^5 \quad (48)$$

$$y(t) = 0,001021721410 + 0,3262239239 t - 0,1201102811 t^2 + 0,03983043004 t^3 - 0,01304742648 t^4 + 0,004267452431 t^5 \quad (49)$$

$$z(t) = 0,0004378806042 - 0,00001693054764 t + 0,000004184142769 t^2 - 0,000001453533077 t^3 + 4,805770588 \cdot 10^{-7} t^4 - 1,562155510 \cdot 10^{-7} t^5 \quad (50)$$

$$w(t) = 0,0001459602014 + 0,00004213579094 t +$$

$$0,013450210032 t^2 - 0,004952617501 t^3 + 0,001642381922 t^4 - 0,0005380028604 t^5 \quad (51)$$

The MPH method for the SEIR model is calculated until the 10th iteration or more to produce the desired or logical solution. The results of these iterations are shown in Figure 4 to Figure 9 below.

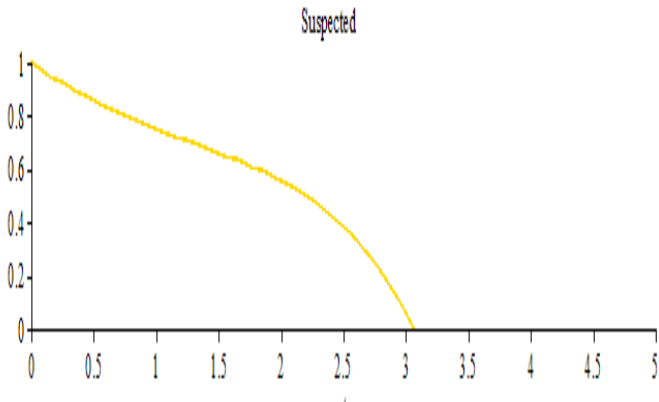


Fig. 4. Graph of Suspected Number of TB Cases

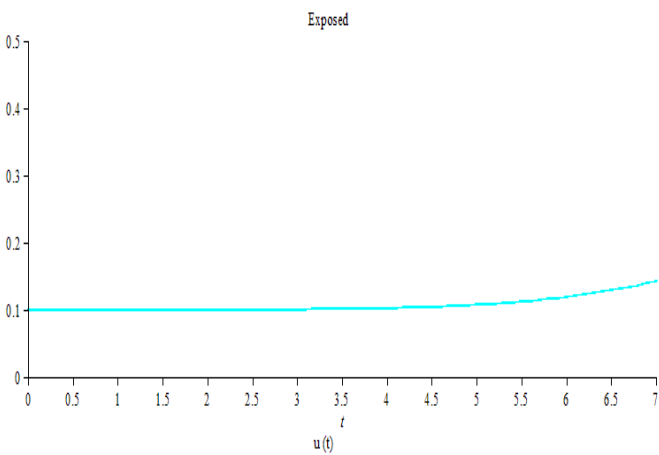


Fig. 5. Exposed graph for the number of TB cases

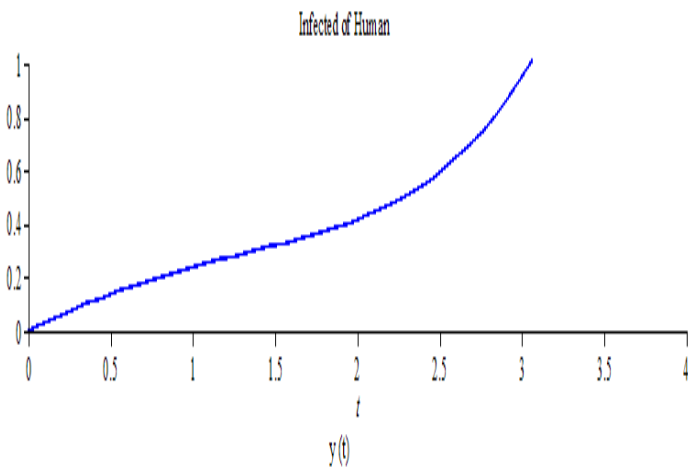


Fig. 6. Graph of Infected of Human Number of TB Cases

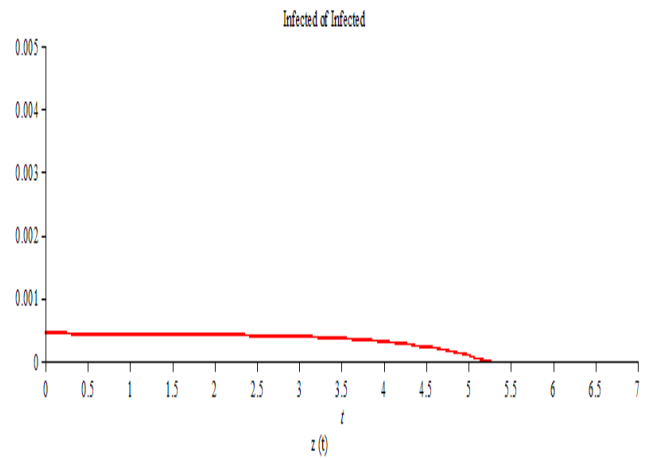


Fig. 7. Graph of Infected of Infected Number of TB Cases

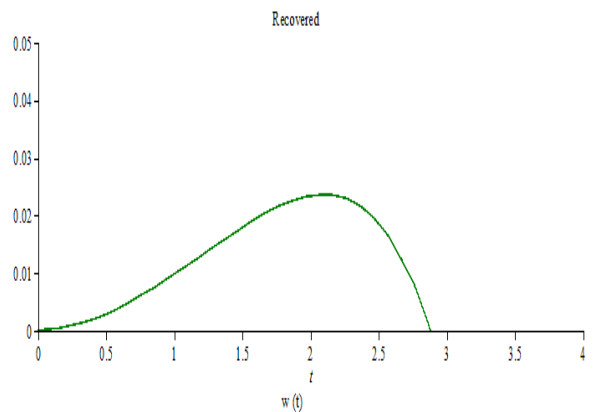


Fig. 8. Recovered Graph Number of TB Cases

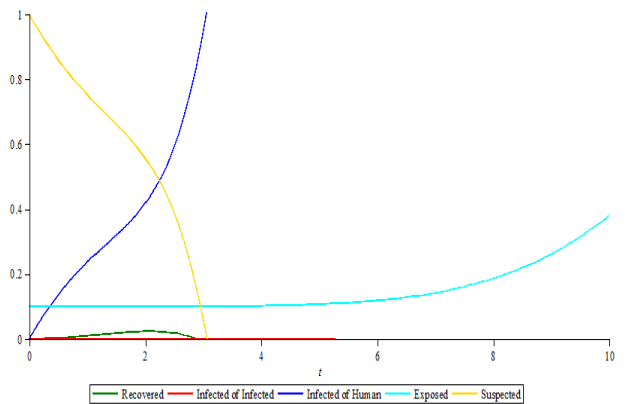


Fig. 9. Numerical Solution of SEIR Model for TB Transmission in South Sulawesi

Based on Figure 6, information is obtained on the prediction of the number of cases of TB infection that began to increase in the second year and continue to increase, so prevention measures need to be taken immediately. Whereas Figure 7 illustrates the number of cases of infection caused by infected humans to peak in the second year, but after that it decreases until the fifth year will disappear. The real data on the number

of Tuberculosis cases in several regencies or big cities in South Sulawesi can generally show Tuberculosis cases that occur in South Sulawesi. The simulation results provide a general description of the same pattern for cases that occur in cities or districts in South Sulawesi.

#### 4. CONCLUSION

Using the homotopy perturbation method (MPH), we obtained an overview of the number of Suspected and Infected tuberculosis in South Sulawesi in the following year, the peak number of TB cases and a decrease in the number of cases. The MPH method also shows the rate of development of the number of infected populations, both infected with the virus, and infected by humans who have been infected in South Sulawesi so that preventive measures can be taken as early as possible.

#### ACKNOWLEDGEMENT

We would like thanks to Dikti No:122/UN36.9/PL/2019 for financial support this research.

#### DATA AVAILABILITY

The data used to finding support of this paper are available from the corresponding author upon request.

#### REFERENCES

- [1]. Arfandi S. "Kemitraan Sinergisitas dalam Pengendalian Tuberculosis". 2012.
- [2]. <http://repository.unhas.ac.id/handle/123456789/7805>. (10 oktober 2016).
- [3]. Diknas. Profil Kesehatan Sulawesi Selatan. 2016.
- [4]. <http://dinkes.sulselprov.go.id/berita-situasi-tb-paru-di-sulawesi-selatan.html#ixzz4NyhkE3dd> (10 Oct 2016).
- [5]. KKRI, Fakta kesehatan dunia. 2008.
- [6]. Magombedze G, Eda S, & Ganusov VV. 2014 "Competition for Antigen Between Th1 and Th2 Responses Determines The Timing Off The Immune Response Switch During Mycobaterium Avium Subspecies Paratuberculosis Infection In Ruminants". Plos Comput Biol, Vol:10.
- [7]. Profil Kesehatan Indonesia, 2009.
- [8]. Side, S., Sanusi, W., Usman Mulbar and Sahlan Sidjara "A SEIR model for Transmission of Tuberculosis". AIP Conference Proceedings.1830, 020004. 2016.
- [9]. Side, S., "A Susceptible-Infected-Recovered Model and Simulation for Transmission of Tuberculosis. Advanced Science Letters. Vol. 21, 137-139. 2015.
- [10]. Ranguti, Y.M., Side, S. and Noorani, M.S.M, 2014. Numerical analytic solution of SIR model of dengue fever disease insouth Sulawesi using homotopy perturbation method andvariational iteration method. Journal of Mathematical and Fundamental Sciences.,46(1): 91-105
- [11]. Syafruddin, S. and Noorani, M.S.Md. 2013. Lyapunov Functions of SIR and SEIR Model for Transmission of Dengue Fever Disease. International Journal

Simulation and Process Modeling; Inderscience Publishers 8(2,3):177-184

- [12]. Side, S., Sanusi, W., Aidid, M.K., and Sidjara, S.. 2016. Global Stability of SIR and SEIR Model for Tuberculosis Disease Transmission with Lyapunov Function Method. Asian Journal of Applied Sciences; 9(3): 87-96

[1]

● **21% Overall Similarity**

Top sources found in the following databases:

- 8% Internet database
- Crossref database
- 15% Submitted Works database
- 15% Publications database
- Crossref Posted Content database

TOP SOURCES

The sources with the highest number of matches within the submission. Overlapping sources will not be displayed.

1	<b>N R Ramadhan, I Minggu, S Side. "The accuracy comparison of the RK-4...</b>	3%
	Crossref	
2	<b>Universiti Kebangsaan Malaysia on 2014-08-22</b>	2%
	Submitted works	
3	<b>eprints.unm.ac.id</b>	2%
	Internet	
4	<b>S Side, A Saman, M I Pratama, N R Ramadhan, W Sanusi. "Numerical S...</b>	2%
	Crossref	
5	<b>Universitas Pendidikan Indonesia on 2022-01-21</b>	2%
	Submitted works	
6	<b>Syafruddin Side, Wahidah Sanusi, Muhammad Kasim Aidid, Sahlan Sidj...</b>	1%
	Crossref	
7	<b>Nurhaeda, S Anas, S Side. "Analysis and simulation of mathematical m...</b>	<1%
	Crossref	
8	<b>Universiti Teknologi MARA on 2020-07-09</b>	<1%
	Submitted works	

9	Universitas Pendidikan Indonesia on 2022-02-10	<1%
	Submitted works	
10	aip.scitation.org	<1%
	Internet	
11	cvfeller.cv.ic.ac.uk	<1%
	Internet	
12	doaj.org	<1%
	Internet	
13	Jannatun Nayeem, Israt Sultana. "Mathematical Analysis of the Trans..."	<1%
	Crossref	
14	National University of Singapore on 2021-04-19	<1%
	Submitted works	
15	W Sanusi, M I Pratama, M Rifandi, S Sidjara, Irwan, S Side. "Numerical ..."	<1%
	Crossref	
16	Wahidah Sanusi, Nasiah Badwi, Ahmad Zaki, Sahlan Sidjara, Nurwahid...	<1%
	Crossref	
17	Syafruddin Side, Irwan Irwan, Muhammad Rifandi, Muhammad Isbar Pr...	<1%
	Crossref	
18	Valeriya S. Velezheva, Patrick J. Brennan, Vladimir Yu. Marshakov, Dmi...	<1%
	Crossref	
19	Nur Rezky Ramadhan, Syafruddin Side, Sahlan Sidjara, Irwan, Wahidah...	<1%
	Crossref	
20	Universitas Sumatera Utara on 2022-09-20	<1%
	Submitted works	



- 21 **iopscience.iop.org** <1%  
Internet

---

- 22 **Philip M. Ashton, Jaeyoon Cha, Catherine Anscombe, Nguyen T.T. Thu...** <1%  
Crossref posted content

● Excluded from Similarity Report

- Bibliographic material
- Manually excluded text blocks
- Manually excluded sources

EXCLUDED SOURCES

<b>ijstr.org</b>	<b>80%</b>
Internet	
<b>1library.net</b>	<b>27%</b>
Internet	
<b>Syafruddin Side, Usman Mulbar, Sahlan Sidjara, Wahidah Sanusi. "A SEIR mod...</b>	<b>14%</b>
Crossref	
<b>ijstr.org</b>	<b>4%</b>
Internet	

EXCLUDED TEXT BLOCKS

**INTERNATIONAL JOURNAL OF SCIENTIFIC & TECHNOLOGY RESEARCH VOLUME ...**

Universitas Brawijaya on 2020-03-02

**Syafruddin Side, Muh Isbar Pratama, Nur Rezky Ramadhan, and Wahidah Sanusi**

S Side, I Sari, W Sanusi. "SEIR Mathematical Model of Seizure fever in Infants Under 5 Years Old in Makassar..."

**Numerical Solution For Spread Of TuberculosisModel With Perturbation Homotopy...**

ouci.dntb.gov.ua

**Fig. 1. Diagram of the human population**

Universiti Kebangsaan Malaysia on 2014-08-22

**h? 0**

Nurhaeda, S Anas, S Side. "Analysis and simulation of mathematical model for typhus disease in Makassar",...

h ?0

Nurhaeda, S Anas, S Side. "Analysis and simulation of mathematical model for typhus disease in Makassar",...

---

V1,1 =- 0

University of Surrey on 2017-05-08

---

0

University of Thessaly on 2021-09-21

---

**We would like thanks to Dikti No**

eprints.unm.ac.id

---

**DATA AVAILABILITY**The data used to finding support of this

Syafruddin Side. "Analysis and Simulation of SIRI Model for Dengue Fever Transmission", Indian Journal of ...

---

**2016. Global Stability of SIR and SEIR Model for**

eprints.unm.ac.id

---

**Tuberculosis Disease Transmission with LyapunovFunction Method. Asian Journal...**

Wahidah Sanusi, Nasiah Badwi, Ahmad Zaki, Sahlan Sidjara, Nurwahidah Sari, Muhammad Isbar Pratama, S...

---

**The Numerical Solution of the SEIR Model**

S Side, A Saman, M I Pratama, N R Ramadhan, W Sanusi. "Numerical Solution of the SEIR Model for Online G...