

PAPER NAME

1.B.3.5. 01-2020-Indian JoST-Analysis and Simulation of SIRI Model for Dengue Fever Transmission.pdf

WORD COUNT

3893 Words

CHARACTER COUNT

19380 Characters

PAGE COUNT

12 Pages

FILE SIZE

641.7KB

SUBMISSION DATE

Jun 20, 2023 10:01 AM GMT+8

REPORT DATE

Jun 20, 2023 10:01 AM GMT+8

● **18% Overall Similarity**

The combined total of all matches, including overlapping sources, for each database.

- 7% Internet database
- 16% Publications database
- Crossref database
- Crossref Posted Content database
- 9% Submitted Works database

● **Excluded from Similarity Report**

- Bibliographic material
- Manually excluded sources
- Manually excluded text blocks

Analysis and Simulation of SIRI Model for Dengue Fever Transmission

Syafruddin Side^{1,*}, Muhammad Isbar Pratama¹, Nasiah Badwi² and Wahidah Sanusi¹

¹Department of Mathematics, Universitas Negeri Makassar, Parangtambung, Makassar, Indonesia

²Department of Geography, Universitas Negeri Makassar, Parangtambung, Makassar, Indonesia

Article Type: Article

Article Citation: Syafruddin Side, Muhammad Isbar Pratama, Nasiah Badwi, Wahidah Sanusi. Analysis and simulation of SIRI model for dengue fever transmission. *Indian Journal of Science and Technology*. 2020; 13(03), 340-351. DOI: 10.17485/ijst/2020/v013i03/147852

Received date: September 30, 2019

Accepted date: December 13, 2019

*Author for correspondence:

Syafruddin Side ✉ syafruddin@unm.ac.id 📍 Department of Mathematics, Universitas Negeri Makassar, Parangtambung, Makassar, Indonesia

Abstract

Objectives: The aim of this study is to obtain SIRI model for dengue fever (DHF) transmission, conduct analysis, and simulation of SIRI model in disease-free and endemic and also to predict the number of DHF cases. **Methods/statistical analysis:** Dengue fever is caused by a virus carried by the *Aedes aegypti* and *Aedes albopictus* mosquitoes, the SIRI model is a modification of the SIR model. Analysis of the SIRI model use the Lyapunov function method, then the data used in the simulation are assuming to show two possible dengue status are disease free and endemic status. The simulation also using the number of dengue case in Makassar city for showing the status of dengue fever transmission in Makassar city. Simulation models using Maple software are to predict the number of dengue cases in the following months. **Findings:** The results of this study are the SIRI model of the transmission of dengue fever with variables that have recovered can be re-infected with dengue fever, analysis of the SIRI model of dengue transmission provides information that the equation system in the SIRI model which is asymptotically stable, it means that dengue cases always exist at a certain time and certain region. The simulation results of the SIRI model in this study illustrate the number of dengue cases in the following months. While the first simulation found the basic reproduction number is $R_0 = 0.0366 \leq 1$ this means that dengue transmission is at an alarming stage, but the second simulation finds the basic reproduction number $R_0 = 31.2733 > 1$, this means that, a person infected with dengue causes eight individuals will be infected with dengue fever, so that it is in the endemic stage, and the last simulation using data of the number of dengue case in Makassar city found = 1, that means, Makassar city is a free disease case for dengue fever transmission. **Application/improvements:** SIRI model for DHF transmission is a mathematical health application. Model analysis guarantees existence, disease-free

or endemic status, while simulation results can be used as a reference in DHF prevention.

Keywords: SIRI Model, Dengue Fever, Model Analysis, Simulation, Free Disease, Endemic Dengue.

1. Introduction

The World Health Organization [1] states that the number of dengue fever (DHF) cases in the world has increased 30-fold over the past 50 years, and was named the fastest growing disease in the world and more than half of the world's research results are related quality. In cities, one to one million people were admitted in hospitals to diagnose DHF every year [1]. More than patients were children and 2.5 percent of them eventually died. Data from around the world [1] show that Asia determines the first place in the number of dengue fever patients each year. Meanwhile, starting in 1968 until 2016, Indonesia was the highest country with Dengue Fever in Southeast Asia [1]. Makassar city is one of the districts in South Sulawesi with the highest number of dengue cases. According to the Health Department Makassar City, the number of dengue cases in Makassar in 2016 is 142 cases, 2017 is 248 cases and January to February 2018 is 62 cases [2].

Mathematical modeling to detect and predict the number of dengue cases, namely the SIR and SEIR models have been carried out [3–17]. The models assume that the recovered population is immune, but the current facts show that recovered populations can be re-infected. Based on this, this study will build a SIR model as a modification of the SIR model that has been carried out by researchers [9–10], then this model is analyzed and then simulated to predict the number of cases in the following years in Makassar city, South Sulawesi which can be a solution to prevent dengue fever.

2. Material and Method

2.1. Study Area and Data

The case of dengue in tropic country every year becomes a problem for the government. The study area in this study is several cities which are high DHF cases each year, the data used are data on the number of dengue cases in Makassar city. In addition, there are assumptions for parameter and initial values are simulation data for free disease and endemic status.

2.2. Methods

The SIRI model in this study is a modification of the SIR model. Analysis of the SIRI model uses the Lyapunov function method [9], and then the data used in the simulation are assuming data to show two possible dengue statuses are disease free and endemic status.

The simulation of the model also using the number of dengue cases data in Makassar city by the Department of Health in South Sulawesi. Simulation models using Maple 18 to predict the number of dengue cases in Makassar city in the following month.

3. Results and Discussion

3.1. SIRI Model for Dengue Fever Disease

Changes that occur in each human population and vector population of SIRI model for the transmission of dengue disease can be interpreted in Figure 1.

According to Figure 1, SIRI model for dengue fever transmission can be interpreted in system (1):

$$\begin{cases}
 \frac{dS_h}{dt} = \mu_h N_h - \left(\frac{\beta_h b}{N_h} I_v + \mu_h \right) S_h \\
 \frac{dI_h}{dt} = \frac{\beta_h b}{N_h} I_v S_h + \left(\frac{\alpha_h I_v b}{N_h} \right) R_h - (\mu_h + \gamma_h) I_h \\
 \frac{dR_h}{dt} = \gamma_h I_h - \left(\mu_h + \frac{\alpha_h I_v b}{N_h} \right) R_h \\
 \frac{dS_v}{dt} = \mu_v N_v - \frac{\beta_v b}{N_h} I_h S_v - \mu_v S_v \\
 \frac{dI_v}{dt} = \frac{\beta_v b}{N_h} I_h S_v - \mu_v I_v
 \end{cases} \tag{1}$$

Simplify system (1) with $S_h = \frac{S_h}{N_h}$; $I_h = \frac{I_h}{N_h}$; $R_h = \frac{R_h}{N_h}$; $S_v = \frac{S_v}{N_v}$; and $I_v = \frac{I_v}{N_v}$

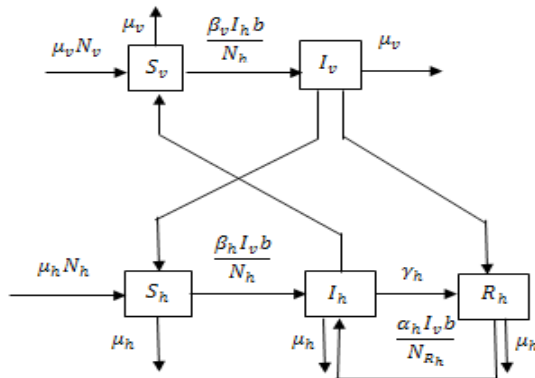


FIGURE 1. SIRI model for dengue fever transmission.

$$\begin{cases} \frac{dS_h}{dt} = \mu_h - \eta I_v S_h - \mu_h S_h \\ \frac{dI_h}{dt} = \eta I_v S_h + \frac{\alpha_h R_h I_v \eta}{\beta_h} - (\mu_h + \gamma_h) I_h \\ \frac{dR_h}{dt} = \gamma_h I_h - \mu_h R_h - \frac{\alpha_h R_h I_v \eta}{\beta_h} \\ \frac{dS_v}{dt} = \mu_v - \beta_v b I_h S_v - \mu_v S_v \\ \frac{dI_v}{dt} = \beta_v b I_h S_v - \mu_v I_v \end{cases} \quad (2)$$

where $\eta = \frac{b\beta_h N_v}{N_h}$.

The system (2) is a SIRI model for dengue fever transmission.

3.2. Global Stability Analysis of SIRI Model for Dengue Fever Disease

3.2.1. Stability Analysis of SIRI Model for Dengue Fever Disease

The stability of the model towards the balance points obtained is determined by eigen values λ as in Table 1.

The types of stability of the system depend on eigen values with the type of stability shown in Table 1. The eigen value is obtained by determining the matrix of system (2) then substituting the fixed point in the case of disease-free, by Maple 18, the eigen value obtained for the system of equation (2) by Jacobian matrix of system (2) is:

$$J^* = \begin{bmatrix} -\mu_h & 0 & 0 & 0 & -\eta \\ 0 & -(\mu_h + \gamma_h) & 0 & 0 & \eta \\ 0 & \gamma_h & -\mu_h & 0 & 0 \\ 0 & -\beta_v b & 0 & -\mu_v & 0 \\ 0 & \beta_v b & 0 & 0 & -\mu_v \end{bmatrix}$$

then $\det(\lambda I - J^*) = 0$

TABLE 1. Stability types for equilibrium points

Eigen values λ_i ; $i = 1, 2, \dots$	Stability
Real and all positive	Node unstable
Real and all negative	Asymptotic stable nod
Real and different sign	SaddlePoint
Complex, original imaginer	Center
Complex, $\lambda \pm \eta i$, $\lambda > 0$	Focus and unstable
Complex, $\lambda \pm \eta i$, $\lambda < 0$	Focus and asymptotic stable

$$(\lambda + \mu_h)(\lambda + \mu_h)(\lambda + \mu_v)(\lambda^2 + (\mu_h + \mu_v + \gamma_h)\lambda + (\mu_v(\mu_h + \gamma_h) - \eta\beta_v b)) = 0 \quad (3)$$

The eigen value of model is:

$$\lambda_1 = \frac{-(\mu_h + \mu_v + \gamma_h) + \sqrt{(\mu_h)^2 - 2\mu_h\mu_v + 2\mu_h\gamma_h + (\mu_v)^2 + 5\gamma_h\mu_v + (\gamma_h)^2 + 4\eta\beta_v b}}{2} \quad (4)$$

$$\lambda_2 = \frac{-(\mu_h + \mu_v + \gamma_h) - \sqrt{(\mu_h)^2 - 2\mu_h\mu_v + 2\mu_h\gamma_h + (\mu_v)^2 + 5\gamma_h\mu_v + (\gamma_h)^2 + 4\eta\beta_v b}}{2} \quad (5)$$

$$\lambda_3 = -\mu_h \quad (6)$$

$$\lambda_4 = -\mu_v \quad (7)$$

$$\lambda_5 = -(\mu_h + \gamma_h) \quad (8)$$

3.2.2. Basic Reproduction Number

The basic reproduction number is the expected value of the number of infections per time. This infection occurs in a susceptible population infected by an infected individual.

According to the eigen equation (3) of system (2), the basic reproduction number of the SIRI model for dengue fever transmission is:

$$R_0 = \frac{\eta\beta_v b}{\mu_v(\mu_h + \gamma_h)} \quad (9)$$

3.3. Simulation of SIRI Model for Dengue Fever Transmission in Free Disease Case

The SIRI model simulation by using Maple with initial and parameter values based on the assumptions is presented in Table 2, with basic reproduction number values obtained based on equation (9), namely:

$$R_0 = \frac{\eta\beta_v b}{\mu_v(\mu_h + \gamma_h)}$$

To determine the critical point, with the substitution of parameter values for disease-free cases in Table 2, system equation (2) is equal to zero, then the following system of equations (1) is obtained:

$$\begin{cases} 0.0146 - 0.0245I_v S_h - 0.0146S_h = 0 \\ 0.0245S_h + 0.084I_v R_h - 0.3266I_h = 0 \\ 0.312I_h - (0.0146 + 0.084I_v)R_h = 0 \\ 0.043 - 0.21I_h S_v - 0.043S_v = 0 \\ 0.21I_h S_v - 0.043I_v = 0 \end{cases} \quad (10)$$

TABLE 2. Initial and parameter values of the SIRI model for free disease case

Parameter	Values $R_0 \leq 1$	Variable	Initial value
β_h	0.006125	$N_h(0)$	2500
μ_h	0.0146	$S_h(0)$	1300
b	10	$I_h(0)$	800
α_h	0.021	$R_h(0)$	400
γ_h	0.312	$N_v(0)$	1000
μ_v	0.043	$S_v(0)$	700
β_v	0.021	$I_v(0)$	300

The system (10) provides equilibrium points of the SIRI model for free disease model are:

$$(S_h, I_h, R_h, S_v, I_v) = (0.3085; 0.0822; 0.7737; 0.6895; 0.3065)$$

The equilibrium points explain that the number of suspected human populations is 3085 people, infected with dengue fever as many as 822 people, the number of people recovering is 7737 people out of the total 10,000 human population.

Eigen values with parameter in Table 2 of SIRI model for DHF transmission are:

$$\lambda_1 = -0.0146, \lambda_2 = -0.0146, \lambda_3 = -0.043, \lambda_4 = -0.5682 \text{ and } \lambda_5 = -0.0667$$

The values obtained are real and negative, so based on Table 1, then this type of stability at this equilibrium point is asymptotic stable. While the basic reproduction number for dengue fever transmission is , this means that infected individuals cannot transmit to other individuals that cause the disease to disappear from the population or the stage of DHF is disease free disease case.

3.3.1. Simulation Results of SIRI Model for Dengue Fever Transmission in Free Disease Case

The simulation results of the SIRI model of DHF transmission for disease-free cases were obtained by Maple software with the initial values and parameters as in Table 2 shown in Figure 2. The x-axis and y-axis coordinates represent the time (month) and number of cases for each variables $S_h(t), I_h(t), R_h(t), S_v(t)$, and $I_v(t)$.

Based on Figure 2, it can be concluded that DHF number cases for infected populations will continue to decline and the disease will disappear in the 12th month, this is caused by the value of $R_0 < 1$, which means that infected individuals cannot transmit the disease to other individuals. Decreasing the number of infected populations also causes suspect populations to continue to increase.

3.4. Simulation of SIRI Model for Dengue Fever Transmission in Endemic Case

The SIRI model simulation by using Maple with initial and parameter values based on the assumptions is presented in Table 3.

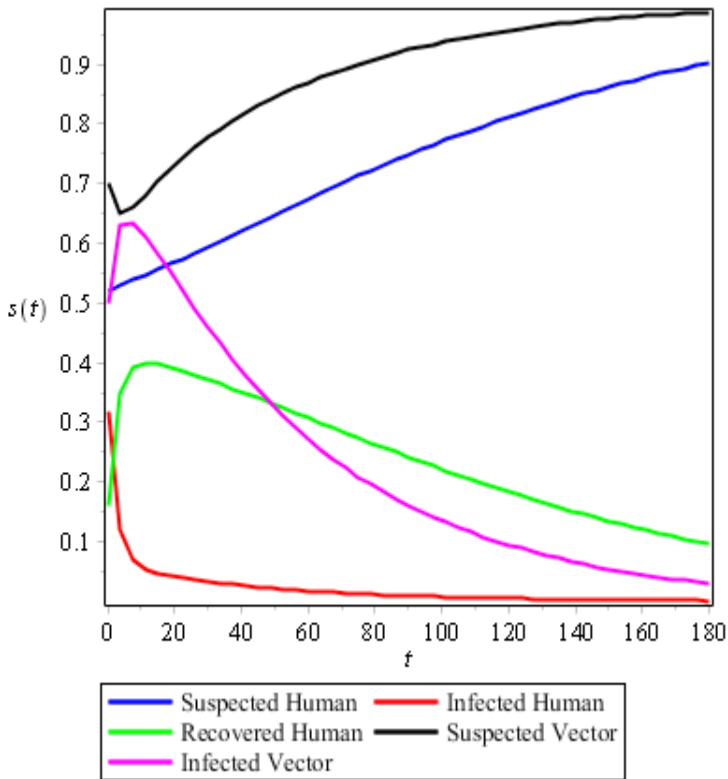


FIGURE 2. Prediction of suspected, infeted, recovered number for free disease case of DHF.

To determine equilibrium point, with the substitution of parameter values for endemic cases in Table 3, system equation (2) is equal to zero, then the following system of equations (11) is obtained:

$$\begin{cases} 0.0236 - 0.312I_v S_h - 0.0236S_h = 0 \\ 0.312S_h + 2.22I_v R_h - 0.1796I_h = 0 \\ 0.156I_h - (0.0236 + 2.22I_v) R_h = 0 \\ 0.026 - 0.6765I_h S_v - 0.026S_v = 0 \\ 0.6765I_h S_v - 0.026I_v = 0 \end{cases} \quad (11)$$

The equation (11) system provides equilibrium points for SIRI endemic model are:

$$(S_h, I_h, R_h, S_v, I_v) = (0.0447; 0.7591; 0.1962; 0.00051; 0.9944)$$

These equilibrium points shown that the number of suspected human populations is 447 people, infected with dengue is 7591 people and the number of recovered is 1962 people out of the total 10,000 human population.

Eigen values with parameter in Table 3 of SIRI model for DHF transmission are:

$$\lambda_1 = -0.0236, \lambda_2 = -0.0236, \lambda_3 = -0.026, \lambda_4 = -4.9155 \text{ and } \lambda_5 = -4.2887$$

The values λ obtained are real and negative, so based on Table 1, then this type of stability at this equilibrium point is asymptotic stable. While the basic reproduction number for dengue fever disease is , this means that someone who is infected with DHF will transmit to 31 other people or the stage of DHF is endemic case.

3.4.1. Simulation Results of SIRI Model for DHF in Endemic Case

The simulation results of the SIRI model of DHF transmission for endemic cases were obtained by MAPLE software with the initial values and parameters as in Table 3. The x -axis and y -axis coordinates represent the time (month) and number of cases for each variables $S_h(t)$, $I_h(t)$, $R_h(t)$, $S_v(t)$, and $I_v(t)$.

Based on Figure 3, it can be concluded that the number of infected cases will increase for the next months because the stage of this cases is endemic (basic reproduction number, $R_0 > 1$). It accordance to the SIRI model for DHF transmission in endemic cases that dengue disease will continue to develop in the population and causing outbreaks.

3.5. Simulation of SIRI Model for Dengue Fever Transmission in Makassar

The SIRI model simulation using Maple with initial and parameter values based on the assumptions is presented in Table 4. To determine equilibrium point, with the substitution of parameter values for endemic cases in Table 4, system equation (2) is equal to zero, and then the following system (12) is obtained:

$$\begin{cases} 0.0046 - 0.2925I_vS_h - 0.0046S_h = 0 \\ 0.2925I_vS_h + 0.000042I_vR_h - 0.33433I_h = 0 \\ 0.32833I_h - (0.0046 + 0.000042I_v)R_h = 0 \\ 0.00323 - 0.0156I_hS_v - 0.00323S_v = 0 \\ 0.0156I_hS_v - 0.00323I_v = 0 \end{cases} \quad (12)$$

The system (12) provides equilibrium points for SIRI dengue fever transmission in Makassar city, South Sulawesi, Indonesia are:

TABLE 3. Initial values and parameters of SIRI model for endemic case of DHF

Parameter	Values $R_0 \leq 1$	Variable	Initial value
β_h	0.0052	$N_h(0)$	2500
μ_h	0.0236	$S_h(0)$	1300
b	150	$I_h(0)$	800
α_h	0.037	$R_h(0)$	400
γ_h	0.156	$N_v(0)$	1000
μ_v	0.026	$S_v(0)$	700
β_v	0.451	$I_v(0)$	300

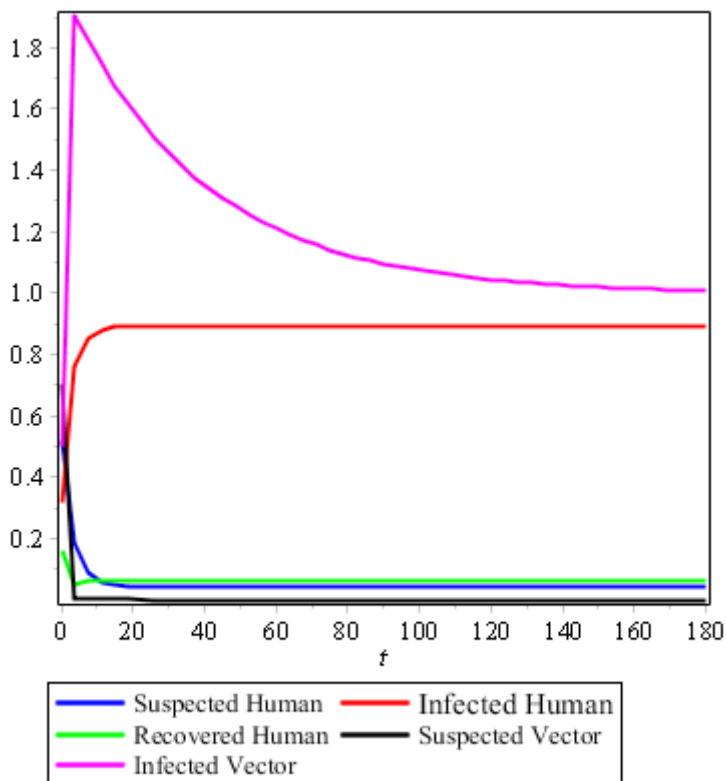


FIGURE 3. Prediction of suspected, infeted, recovered number for endemiccase of DHF.

TABLE 4. Initial and parameter values of SIRI model for dengue fever in Makassar

Variable	Initial value	Source
$N_h(0)$	1663479	[17]
$S_h(0)$	1663212	[17]
$I_h(0)$	135	[17]
$R_h(0)$	132	[17]
$N_v(0)$	1000	[16]
$S_v(0)$	350	[16]
$I_v(0)$	56	[16]
Parameter	Values $R_0 \leq 1$	Source
β_h	0.20124	KKRI [16]
μ_h	0.0046	KKRI [16]
b	150	Assumption
α_h	0.000045	KKRI [16]
γ_h	0.3288	KKRI [16]
μ_v	0.00323	KKRI [16]
β_v	0.0001	KKRI [16]

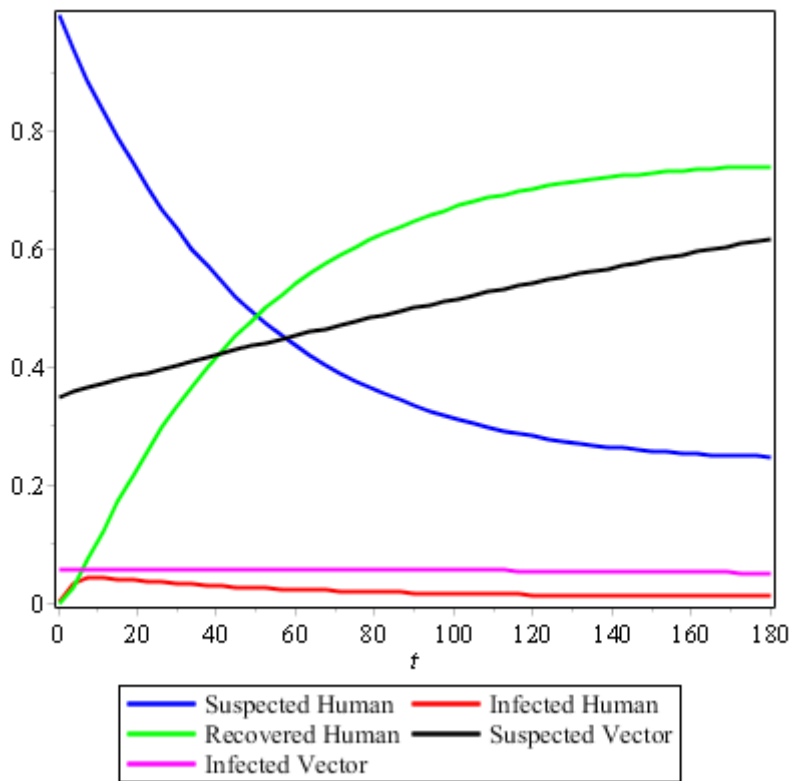


FIGURE 4. Prediction of suspected, infeted, recovered number for DHF in Makassar.

$$(S_h, I_h, R_h, S_v, I_v) = (0.4209; 0.0046; 0.5745; 0.1116; 0.9784)$$

1 These equilibrium points shown that the number of suspected human populations is 420,900 people, infected with dengue is 46,000 people and the number of recovered is 574,500 people out of the total 1,000,000 human population.

2 Eigen values with parameter values in Table 3 for the SIRI model of DHF transmission are:

$$\lambda_1 = -0.0046, \lambda_2 = -0.0046, \lambda_3 = -0.00323, \lambda_4 = -0.587 \text{ and } \lambda_5 = -0.0019$$

The values 1 obtained are real and negative, so based on Table 1, then this type of stability at this equilibrium point is asymptotic stable. While the basic reproduction number for dengue fever found $R_0 = 0.0272 < 1$, this means that infected individuals cannot transmit to other individuals in Makassar city that cause the disease to disappear from the population or the stage of DHF in Makassar city, South Sulawesi Indonesia is free disease case.

3.5.1. Simulation Results of SIRI Model for Dengue Fever Transmission in Makassar

16 The simulation results of the SIRI model of DHF transmission in Makassar city were obtained by Maple software with the initial values and parameters as in Table 4 shown

in Figure 4. The x -axis and y -axis coordinates represent the time (month) and number of cases for each variables $S_h(t)$, $I_h(t)$, $R_h(t)$, $S_v(t)$, and $I_v(t)$. Based on Figure 4, it can be concluded that DHF number cases for infected populations will continue to decline and the disease will disappear in the 14th month, this is caused by the value of $R_0 < 1$, which means that infected individuals cannot transmit the disease to other individuals in Makassar city that cause the disease to disappear from the population or the stage of DHF in Makassar city is free disease case.

4. Conclusion

The SIRI model for dengue fever transmission have been found, which is a modification of SIR model; analysis of the SIRI model is shown that the equation system in the model is asymptotic stable which means that dengue transmission still continues at a certain time in Makassar city, Indonesia. Whereas, the SIRI simulation model uses Maple, giving an illustration of the number of dengue patients in the following month, both for disease-free and endemic cases. In Makassar City, the prediction of dengue fever will reach its peak in the 14th month, but Makassar City is not endemic for DHF, however early anticipation needs to be done because the cycle of DHF sufferers in Makassar city, Indonesia is very fast from the three-years cycle become fourteen months.

Data Availability

The data used to finding support of this study are available from the corresponding author upon request.

Conflicts of Interest

The authors declare that they have no conflicts of interest.

Acknowledgment

We would like thank to DIKTI No:124/UN36.9/PL/2019 for the financial supports.

References

1. Dengue: dengue fact sheet. http://www.searo.who.int/entity/vector_borne_tropical_diseases/data/data_factsheet/en/#targetText=Dengue%20Fact%20Sheet&targetText=As%20per%20the%20World%20Health,resulting%20in%2020%20000%20deaths. Date accessed: 2016.
2. Favier C. Early determination of the reproductive number for vector-borne disease: the case of dengue in Brazil. *Tropical Medicine & International Health*. 2006; 11(3), 332–340.
3. Guihua L, Zhen J. Global stability of an SEI epidemic model. *Chaos, Solitons & Fractals*. 2009; 21(4), 925–931.

4. Nur W. SIR Model analysis for transmission of dengue fever disease with climate factors using Lyapunov function. *Journal of Physics: Conference Series*. 2018; 1028, 1–8.
5. Poerwanto B. A matlab code to compute prediction of survival trends in patients DHF. *Journal of Physics: Conference Series*. 2018; 1028, 1–8.
6. Rangkuti YM, Side S, Noorani MSM. SEIR model for transmission of dengue fever. *ITB Journal of Science (Journal of Mathematical and Fundamental Sciences)*. 2014; 46(1), 91–105.
7. Syafruddin S, Usman M, Sahlan S, Wahidah S. A SEIR model for transmission of tuberculosis. <https://aip.scitation.org/doi/10.1063/1.4980867>. Date accessed: 2017.
8. Syafruddin S, Noorani MSM. Lyapunov function of SIR and SEIR model for transmission of dengue fever disease. *International Journal of Simulation and Process Modelling (IJSPM)*. 2013; 8(2/3), 177–184.
9. Syafruddin S, Irwan, Usman M, Wahidah S. SEIR model for Hepatitis B. <https://aip.scitation.org/doi/abs/10.1063/1.5002392>. Date accessed: 2017.
10. Diekmann O, Heesterbeek JA, Metz JAJ. On the definition and the computation of the basic reproduction ratio R infectious diseases in heterogeneous populations. *Journal of Mathematical Biology*. 1990; 28, 365–382.
11. Side S. A Susceptible-Infected-recovered model and simulation for transmission of tuberculosis. *Advanced Science Letters*. 2015; 21(2), 137–139.
12. Seem mathematics model for spatial control with the effect of vaccination in Bulukumba district. <https://translate.google.com/#view=home&op=translate&sl=auto&tl=en&text=MODEL%20MATEMATIKA%20SEIR%20UNTUK%20KONTROL%20CAMPAK%20DENGAN%20PENGARUH%20VAKSINASI%20DI%20KABUPATEN%20BULUKUMBA>. Date accessed: 2016.
13. Chaharborj SS. Behavior stability in two SIR-style models for HIV. *International Journal of Math Analysis*. 2010; 4(9), 427–434.
14. Thesis: stability analysis of DHF spread in Jember district using the stochastic SIR method. <https://translate.google.com/#view=home&op=translate&sl=auto&tl=en&text=Thesis%20Analisis%20Stabilitas%20Penyebaran%20DBD%20di%20Kabupaten%20Jember%20Menggunakan%20Metode%20Stochastic%20SIR>. Date accessed: 2013.
15. *Mathematical biology: an introduction*. <https://www.springer.com/gp/book/9780387952239>. Date accessed: 2002.
16. Syafruddin S, Noorani MSM. A SIR model for spread of dengue fever disease (simulation for South Sulawesi Indonesia and Selangor Malaysia). *World Journal of Modeling and Simulation*. 2013; 9(2), 96–105.
17. Dengue fever data in South Sulawesi. https://www.kemkes.go.id/resources/download/pusdatin/profil-kesehatan-indonesia/Data-dan-Informasi_Profil-Kesehatan-Indonesia-2018.pdf. Date accessed: 2018

● **18% Overall Similarity**

Top sources found in the following databases:

- 7% Internet database
- Crossref database
- 9% Submitted Works database
- 16% Publications database
- Crossref Posted Content database

TOP SOURCES

The sources with the highest number of matches within the submission. Overlapping sources will not be displayed.

1	Suwardi Annas, Muh. Isbar Pratama, Muh. Rifandi, Wahidah Sanusi, Sy...	2%
	Crossref	
2	Syafruddin Side, Putri Kharina Mahathir Hulinggi, Husnul Khatimah Sya...	2%
	Crossref	
3	aip.scitation.org	2%
	Internet	
4	researchgate.net	2%
	Internet	
5	S Side, M Abdy, F Arwadi, W Sanusi. "SEIRI Model analysis using the m...	1%
	Crossref	
6	Universiti Teknologi MARA on 2020-07-19	<1%
	Submitted works	
7	W Sanusi, M I Pratama, M Rifandi, S Sidjara, Irwan, S Side. "Numerical ...	<1%
	Crossref	
8	Higher Education Commission Pakistan on 2012-11-07	<1%
	Submitted works	

- 9

H Maryam, M Abdy, Alimuddin, S Side. "SEIAS-SEI model on asympto...

Crossref

<1%
- 10

Azwan Anwar, Rahmat Syam, Muh.Isbar Pratama, Syafruddin Side. "SEI...

Crossref

<1%
- 11

S Side, I Sari, W Sanusi. "SEIR Mathematical Model of Seizure fever in I...

Crossref

<1%
- 12

Syafruddin Side, Irwan Irwan, Muhammad Rifandi, Muhammad Isbar Pr...

Crossref

<1%
- 13

Tris Eryando, Dewi Susanna, Doni Lasut, Dian Pratiwi. "Dengue Hemorr...

Crossref

<1%
- 14

iopscience.iop.org

Internet

<1%
- 15

Wahidah Sanusi, Suwardi Annas, Muh. Isbar Pratama, Muh. Rifandi, Ir...

Crossref

<1%
- 16

Syafruddin Side, Wahidah Sanusi, Andi Muhammad Ridho Yusuf Saino...

Crossref

<1%
- 17

University of Energy and Natural Resources on 2021-11-18

Submitted works

<1%
- 18

Universitas Pendidikan Indonesia on 2022-02-10

Submitted works

<1%
- 19

Yuan-Liang Woon, Keng-Yee Lee, Siti Fatimah Zahra Mohd Anuar, Pik-...

Crossref

<1%
- 20

Universitas Pendidikan Indonesia on 2020-01-30

Submitted works

<1%

21	University Der Es Salaam on 2015-12-01 Submitted works	<1%
22	fmipa.undiksha.ac.id Internet	<1%
23	ris.utwente.nl Internet	<1%
24	medrxiv.org Internet	<1%
25	Nur Rezky Ramadhan, Syafruddin Side, Sahlan Sidjara, Irwan, Wahidah... Crossref	<1%
26	Higher Education Commission Pakistan on 2023-02-22 Submitted works	<1%
27	Nurhaeda, S Anas, S Side. "Analysis and simulation of mathematical m... Crossref	<1%
28	Sultan Qaboos University on 2023-05-04 Submitted works	<1%

● Excluded from Similarity Report

- Bibliographic material
- Manually excluded text blocks
- Manually excluded sources

EXCLUDED SOURCES

Syafruddin Side. "Analysis and Simulation of SIRI Model for Dengue Fever Tra...	70%
Crossref	
indjst.org	17%
Internet	
isindexing.com	14%
Internet	
isindexing.com	14%
Internet	
eprints.unm.ac.id	8%
Internet	
Wahidah Sanusi, Nasiah Badwi, Ahmad Zaki, Sahlan Sidjara, Nurwahidah Sari, ...	7%
Crossref	
ijstr.org	6%
Internet	
Suardi Annas, Muh. Isbar Pratama, Muh. Rifandi, Wahidah Sanusi, Syafruddi...	6%
Crossref	
hindawi.com	6%
Internet	
downloads.hindawi.com	5%
Internet	

Desalegn Ashebir, Prabhakar Gantela. "Named Entity Recognition for Sheko L... 2%
Crossref

Universitas Pendidikan Indonesia on 2022-01-21 2%
Submitted works

University of Nairobi on 2021-07-09 2%
Submitted works

Excelsior College on 2021-07-08 2%
Submitted works

Higher Education Commission Pakistan on 2022-04-05 2%
Submitted works

semantic scholar.org 1%
Internet

iseeadyar.org <1%
Internet

EXCLUDED TEXT BLOCKS

INDIAN JOURNAL OF SCIENCE AND TECHNOLOGY ISSN (Print) : 0974-6846 Januar...
Higher Education Commission Pakistan on 2022-04-05

of Mathematics, Universitas Negeri Makassar
china.iopscience.iop.org

Analysis and Simulation of
Universitas Pendidikan Indonesia on 2020-01-30

Article Type: Article Article Citation
Muhammad Nadeem Akhtar. "Ethical Issues of Radio Frequency Identification Chips Implanted in Human B..."

Analysis and simulation of

Universitas Pendidikan Indonesia on 2022-02-10

Syafruddin Side

www.engineeringletters.com

Indian Journal of Science and Technology. 2020; 13(03

www.researchgate.net

Department of Mathematics, Universitas Negeri Makassar

Wahyudin Nur, Hirman Rachman, Nurul Mukhlisah Abdal, Muhammad Abdy, Syafruddin Side. "SIR Model An...

syafruddin@unm.@ac.id

iopscience.iop.org

Syafruddin Side, Muhammad Isbar Pratama

www.engineeringletters.com

2. Material and Method 2.1. Study Area and Data The

www.deswater.com

Analysis and Simulation

Universitas Pendidikan Indonesia on 2022-02-10

Results and Discussion 3.1

W Sanusi, M I Pratama, M Rifandi, S Sidjara, Irwan, S Side. "Numerical Solution of SIRS model for Dengue Fe..."

NShh ;lh =NIhh ;Rh

Higher Education Commission Pakistan on 2013-07-11

Indian Journal of Science and Technology Vol 13(03), DOI: 10.17485/ijst/2020/v1...

www.researchgate.net

Syafruddin Side, Muhammad Isbar Pratama

www.engineeringletters.com

Stability Analysis of

Syafruddin Side, Sukarna, Gita Tri Asfarina, Muh. Isbar Pratama, Usman Mulbar. "Analysis of SEIRS Model f...

0???0

Kumasi Polytechnic on 2016-05-18

$\lambda > 0$

doi.org

Indian Journal

www.researchgate.net

Analysis and Simulation

Universitas Pendidikan Indonesia on 2022-02-10

$\mu h) (\lambda + \mu h) (\lambda + \mu v$

Nelson Mandela Metropolitan University on 2022-01-06

μh

Program Pascasarjana Universitas Negeri Yogyakarta on 2015-10-07

$\gamma h) + (\mu h$

Program Pascasarjana Universitas Negeri Yogyakarta on 2015-10-07

$\gamma h) + (\mu h$

Program Pascasarjana Universitas Negeri Yogyakarta on 2015-10-07

Simulation of

Universitas Pendidikan Indonesia on 2022-02-10

Indian Journal of Science and Technology Vol 13(03), DOI: 10.17485/ijst/2020/v1...

www.researchgate.net

Syafruddin Side, Muhammad Isbar Pratama

www.engineeringletters.com

TABLE 2. Initial and parameter values of

Universitas Pendidikan Indonesia on 2020-01-30

Sh (0

www.medrxiv.org

Ih , Rh , Sv , Iv) = (0

Universiti Malaysia Terengganu UMT on 2023-02-16

 $\lambda_1 = -0$

Sultan Qaboos University on 2023-05-04

Model for Dengue Fever Transmission in

Syafruddin Side, Wahidah Sanusi, Andi Muhammad Ridho Yusuf Sainon Andi Padjalangi, Muhammad Isbar ...

Simulation of

Universitas Pendidikan Indonesia on 2022-02-10

Indian Journal

www.researchgate.net

Analysis and Simulation

Universitas Pendidikan Indonesia on 2022-02-10

Ih , Rh , Sv , Iv) = (0

Universiti Malaysia Terengganu UMT on 2023-02-16

Indian Journal of Science and Technology Vol 13(03), DOI: 10.17485/ijst/2020/v1...

www.researchgate.net

Syafruddin Side, Muhammad Isbar Pratama

www.engineeringletters.com

variables Sh (t), Ih (t), Rh (t), Sv (t), and Iv (t

Higher Education Commission Pakistan on 2012-11-07

Dengue Fever

W Sanusi, M I Pratama, M Rifandi, S Sidjara, Irwan, S Side. "Numerical Solution of SIRS model for Dengue Fe..."

3.5. Simulation of

M Asri, S Sidjara, W Sanusi, S Side, M I Pratama. "Analysis and Solution of The SEIRS Model for The Rubella ..."

0)Sh (0)Ih (0)Rh (0

www.medrxiv.org

Indian Journal

www.researchgate.net

Analysis and Simulation

Universitas Pendidikan Indonesia on 2022-02-10

Sh (0

www.medrxiv.org

Indian Journal of Science and Technology

High Tech High on 2015-12-17

Vol 13(03), DOI: 10.17485/ijst/2020/v13i03

sciresol.s3.us-east-2.amazonaws.com

Syafruddin Side, Muhammad Isbar Pratama

www.engineeringletters.com

Ih , Rh , Sv , Iv) = (0

Universiti Malaysia Terengganu UMT on 2023-02-16

$\lambda_1 = -0$

Universiti Teknologi MARA on 2021-11-10

Model for Dengue Fever Transmission

fmipa.undiksha.ac.id

Indian Journal of Science and Technology Vol 13(03), DOI: 10.17485/ijst/2020/v1...

www.researchgate.net

3.5

M Asri, S Sidjara, W Sanusi, S Side, M I Pratama. "Analysis and Solution of The SEIRS Model for The Rubella ...

Analysis and Simulation

Universitas Pendidikan Indonesia on 2022-02-10

Data AvailabilityThe data used to

export.arxiv.org

We would like thank to DIKTI No

aip.scitation.org