

# IPTEK

## The Journal of Engineering

2022 | Institut Teknologi Sepuluh Nopember

eISSN 2807-5064  
pISSN 2337-8557

[HOME](#) [ABOUT](#) [LOGIN](#) [REGISTER](#) [SEARCH](#) [CURRENT](#) [ARCHIVES](#) [ANNOUNCEMENTS](#)

Home > **IPTEK The Journal of Engineering**

## IPTEK The Journal of Engineering

**IPTEK The Journal of Engineering** (p-ISSN: 2337-8557, e-ISSN:2807-5064) is an academic journal on the issued related to engineering and technology. IPTEK The Journal of Engineering published by Pusat Publikasi Ilmiah, Institut Teknologi Sepuluh Nopember. IPTEK The Journal of Engineering published first time in August 2014. From 2014-2018 (Volume 1-4) IPTEK The Journal of Engineering publish three issues (numbers) annually (April, August, and December). Since 2019 published annually in April and August. It is open to all scientist, researchers, education practitioners, and other scholars. Therefore this journal welcomes various topics in different engineering disciplines. Our target is to reach all universities, research centers and institutes worldwide.

### Call for Papers

IPTEK The Journal of Engineering is an open-access journal, which means that visitors all over the world could read, download, cite, and distribute papers published in this journal for free. We adopt a peer-review model, which insured fast publishing and convenient submission. In addition to peer-reviewed original research papers, the Editorial Board welcomes original research reports, state-of-the-art reviews and communications in the broadly defined field of engineering science and technology. Theses, dissertations, research papers, and reviews are all acceptable for publication.

All topics should relevant to the issues faced by industries, governments, and communities. The broad-based topics may be covered by the following knowledge areas:

**Computer Engineering and Information Systems** (Telematics, Algorithms and Programming, Network Based Computing, Smart Computing and Vision, Intelligent Information Management, Computer Architecture and Networking, Applied Modeling and Computing, Graphics Interaction and Games, Software engineering, Information Technology Infrastructure and Security, Information Systems Management, Data Engineering and Business Intelligence, Data Acquisition and Information Dissemination, Enterprise System, and Smart Cities and Cyber Security)

**Civil Infrastructure Engineering** (Hydrotechnics and Surveying, Construction Implementation Management, Building Materials and Structures, and Transportation and Geotechnics)

[Contact](#)

[Focus and Scope](#)

[Editorial Board](#)

[Reviewers](#)

[Author Guidelines](#)

[Authors Demography](#)

[Publication Ethics](#)

[Online Submissions](#)

[Copyright Notice](#)

[Article Processing Charges](#)

[Plagiarism Checker](#)

[Peer Review Process](#)

TEMPLATES



**Mechanical Engineering** (Energy Conversion, Metallurgical and Materials Engineering, Mechanical Design, and Manufacture)

**Electrical Engineering Automation** (Cyber Physical, Automation, and Industrial Robots, Programmable Logic Controller and Control System, Antennas and Propagation, Instrumentation, Measurement and Power System Identification, Multimedia Telecommunications Network, Multimedia Communication, Electric Energy Conversion, Electric Power System Simulation, High voltage, System and Cybernetics, Microelectronics and Embedded Systems, Biocybernetics, Instrumentation and Biomedical Signal Processing, Multimedia Computing and Machine Intelligence, and Digital Signal Processing)

**Chemical Engineering** (Applied Chemistry, Biochemical and Bioprocess, Advance Functional Materials and Analysis, Thermodynamic, Chemical Reaction, Material and Nanocomposite, Bioenergy, Wastewater Treatment, Process Integration, Fluid Mechanic, and Sustainable Industrial Systems)

**Instrumentation Engineering** (Control Instrumentation, Measurement Instrumentation, Photonic Engineering, Vibration and Acoustics, and Embedded Systems and Physical Cyber)

**Business Statistics** (Business Analytic, and Quality and Productivity Engineering)

And physical, chemical, biological, and environmental sciences that are directly related to engineering.

Please **click here** to submit your paper.



USER

Username

Password

Remember me

Login

INDEXED BY



PARTNERSHIP



FPTVI LSP (Forum Perguruan Tinggi Vokasi Indonesia Asosiasi Lembaga Sertifikasi Profesi)



# Announcements

*No announcements have been published.*

[More Announcements...](#)



This work is licensed under a Creative Commons Attribution 4.0 International License. IPTEK The Journal of Engineering published by Pusat Publikasi Ilmiah, Institut Teknologi Sepuluh Nopember.

Please contact us for order or further information at: **email: [iptek.joe@gmail.com](mailto:iptek.joe@gmail.com)** Fax/Telp: 031 5992945. Editorial Office Address: **Pusat Riset Building 6th floor, ITS Campus, Sukolilo, Surabaya 60111, Indonesia.**



**MIA** (Pusat Unggulan IPTEK  
Mechatronics and Industrial  
Automation)



**APTIMOR** (Aktor Penyedia  
Teknologi Industri Mekatronika,  
Otomasi dan Robotika)

ISSN

ISSN 2807-5064



VISITORS AND STATISTICS

## Visitors

 ID 5,874	 CN 108
 US 775	 PH 96
 IN 209	 KR 84
 MY 137	 TH 73
 JP 136	 IR 65

Pageviews: 37,704



FONT SIZE

### Vol 3, No 3 (2017)

TABLE OF CONTENTS

# IPTEK

## JOURNAL OF ENGINEERING

### CONTENTS

**Analysis of Head Losses Consequent Section Diameter, Pipe Material and Flow Debit Using Contrast Test (Scheffe's Method) at 900 Elbow Joint**  
*AM. MUFARRIH, SAUT KASDIARDI SILALAH, IRWAN SETYOWIDODO* ..... 9

**Variability of Sea Surface Temperature in Indonesia Based on Aqua Modis Satellite Data**  
*NURUL FATIMAH YUNITA, MUHAMMAD ZIKRA* ..... 15

**Influence of the Compression Ratio and Duration Injection on Performance and Emission of Sinjai Engine Type Flexible Fuel Engine 150 cc Fueled Bioethanol E70**  
*HANAPI HASAN, BAMBANG SUDARMANTA, MARTHEN PALOBORAN* ..... 19

**Influence of The Compression Ratio and Ignition Timing On CB150R Engine Performance with 85% Bioethanol Gasoline Blended Fuel**  
*YULI MAFENDRO D. E. S, BAMBANG SUDARMANTA, MARTHEN PALOBORAN* ..... 25

**In The Face of Gentrification: A Case Study of Social Capital in supporting Community Efforts to Form A Collective Action**  
*AZKA NUR MEDHA, PUTU GDE ARIASITTA* ..... 30

IPTEK	Vol. 3	Number 3	Pages 9—36	Surabaya Dec 2017	E-ISSN: 2337-8557
-------	--------	----------	------------	----------------------	----------------------



This work is licensed under a Creative Commons Attribution 4.0 International License. IPTEK The Journal of Engineering published by Pusat Publikasi Ilmiah, Institut Teknologi Sepuluh Nopember.

Please contact us for order or further information at: email: [iptek.joe\[at\]gmail.com](mailto:iptek.joe[at]gmail.com) Fax/Telp: 031 5992945. Editorial Office Address: Pusat Riset Building 6th floor, ITS Campus, Sukolilo, Surabaya 60111, Indonesia.

Contact

Focus and Sc

Editorial Boar

Reviewers

Author Guidel

Authors Dem

Publication El

Online Submi

Copyright Not

Article Proces

Plagiarism Cf

Peer Review

TEMPLATE:



USER

Username   
Password   
 Remember

INDEXED B



PARTNERS



FPTVI LSP (F  
Tinggi Vokasi  
Lembaga Sert



## Editorial Board

### Chief Editor

- **Eva Oktavia Ningrum**, Institut Teknologi Sepuluh Nopember, Department of Industrial Chemical Engineering, Surabaya, Indonesia (Scopus, Google Scholar, Sinta)

### Members of Section Editor

- **Prof. Tegoeh Tjahjowidodo**, KU Leuven, Belgium (Scopus, Google Scholar)
- **Prof. Amer Hameed**, Cranfield University, United Kingdom (Scopus)
- **Prof. Muhammad Aziz**, The University of Tokyo, Japan (Scopus, Google Scholar)
- **Prof. Estiko Rijanto**, LIPI Telimek, Bandung, Indonesia (Scopus, Google Scholar, Sinta)
- **Prof. Hendro Wicaksono**, Jacobs University Bremen, Germany (Scopus)
- **Hendro Nurhadi**, Institut Teknologi Sepuluh Nopember, Department of Industrial Mechanical Engineering, Surabaya, Indonesia (Scopus, Google Scholar, Sinta)
- **Dedy Zulhidayat Noor**, Institut Teknologi Sepuluh Nopember, Department of Industrial Mechanical Engineering, Surabaya, Indonesia (Scopus, Google Scholar, Sinta)
- **Achmad Dwitama Karisma**, Institut Teknologi Sepuluh Nopember, Surabaya, Indonesia (Scopus, Google Scholar, Sinta)
- **Berlian Al Kindhi**, Institut Teknologi Sepuluh Nopember, Department of Automation Electronic Engineering, Surabaya, Indonesia (Scopus, Google Scholar, Sinta)
- **Atria Pradityana**, Institut Teknologi Sepuluh Nopember, Surabaya, Indonesia (Scopus, Google Scholar, Sinta)
- **Putri Yeni Aisyah**, Institut Teknologi Sepuluh Nopember, Department of Instrumentation Engineering, Surabaya, Indonesia (Scopus, Google Scholar, Sinta)
- **Saidah Altway**, Institut Teknologi Sepuluh Nopember, Department of Industrial Chemical Engineering, Surabaya, Indonesia (Scopus, Google Scholar, Sinta)
- **Afan Hamzah**, Institut Teknologi Sepuluh Nopember, Department of Industrial Chemical Engineering, Surabaya, Indonesia (Scopus, Google Scholar, Sinta)



This work is licensed under a Creative Commons Attribution 4.0 International License. IPTEK The Journal of Engineering published by Pusat Publikasi Ilmiah, Institut Teknologi Sepuluh Nopember.

Please contact us for order or further information at: **email: [iptek.joe\[at\]gmail.com](mailto:iptek.joe[at]gmail.com)** Fax/Telp: 031 5992945. Editorial Office Address: **Pusat Riset Building 6th floor, ITS Campus, Sukolilo, Surabaya 60111, Indonesia.**

Contact

Focus and Sc

Editorial Boar

Reviewers

Author Guidel

Authors Dem

Publication El

Online Submi

Copyright Not

Article Proces

Plagiarism Cf

Peer Review

TEMPLATE:



USER

Username

Password

Remember

Login


INDEXED B



PARTNERS



FPTVI LSP (F  
Tinggi Vokasi  
Lembaga Sert



[4] G. S. Lee, "A new approach to the design of a digital filter for speech communication," IEEE Trans. Comp., vol. 46, pp. 695-701, June 1997.

#### eJournal (from database):

[5] H. Ayasso and A. Mohammad-Djafari, "Joint NDT Image Restoration and Segmentation Using Gauss–Markov–Potts Prior Models and Variational Bayesian Computation," IEEE Transactions on Image Processing, vol. 19, no. 9, pp. 2265-77, 2010. [Online]. Available: IEEE Xplore, <https://www.ieee.org>. [Accessed Sept. 10, 2010].

#### eJournal (from internet):

[6] A. Altun, "Understanding hypertext in the context of reading on the web: Language learners' experience," Current Issues in Education, vol. 6, no. 12, July, 2005. [Online serial]. Available: <https://cie.ed.asu.edu/volume6/number12/>. [Accessed Dec. 2, 2007].

#### Conference Paper:

[7] L. Liu and H. Miao, "A specification based approach to testing polymorphic attributes," in Formal Methods and Software Engineering: Proceedings of the 6th International Conference on Formal Engineering Methods, ICFEM 2004, Seattle, WA, USA, November 8-12, 2004, J. Davies, W. Schulte, M. Barnett, Eds. Berlin: Springer, 2004. pp. 306-19.

#### Conference Proceedings:

[8] T. J. van Weert and R. K. Munro, Eds., Informatics and the Digital Society: Social, ethical and cognitive issues: IFIP TC3/WG3.1&3.2 Open Conference on Social, Ethical and Cognitive Issues of Informatics and ICT, July 22-26, 2002, Dortmund, Germany. Boston: Kluwer Academic, 2003.

#### Newspaper Article (from database):

[9] J. Riley, "Call for new look at skilled migrants," The Australian, p. 35, May 31, 2005. [Online]. Available: Factiva, <https://global.factiva.com>. [Accessed May 31, 2005].

#### Technical Report:

[10] K. E. Elliott and C.M. Greene, "A local adaptive protocol," Argonne National Laboratory, Argonne, France, Tech. Rep. 916-1010-BB, 1997.

#### Patent:

[11] J. P. Wilkinson, "Nonlinear resonant circuit devices," U.S. Patent 3 624 125, Jul. 16, 1990.

#### Standard:

[12] IEEE Criteria for Class IE Electric Systems, IEEE Standard 308, 1969.

#### Thesis/Dissertation:

[13] J. O. Williams, "Narrow-band analyzer," Ph.D. dissertation, Dept. Elect. Eng., Harvard Univ., Cambridge, MA, 1993.

The author has to fill stamped **declaration letter** about the originality of submitted manuscript.

Sent the manuscript to :

### IPTEK The Journal of Engineering

Institute for Research and Public Services

(Lembaga Penelitian dan Pengabdian kepada Masyarakat, LPPM) ITS

Kampus ITS, Sukolilo, Surabaya (60111), Indonesia

Phone/Fax : +62-31-5992945

E-mail: [iptek.joe\[at\]gmail.com](mailto:iptek.joe[at]gmail.com)

Website : <https://www.ipitek.its.ac.id>

**Correspondence** of delivered manuscript needs to mention title, name of composer, and date of delivery of manuscript, but we encourage author to send it by email.

The **sample** of manuscript and more detail information can be found on **here**.

---

## Submission Preparation Checklist

As part of the submission process, authors are required to check off their submission's compliance with all of the following items, and submissions may be returned to authors that do not adhere to these guidelines.

1. The submission has not been previously published, nor is it before another journal for consideration (or an explanation has been provided in Comments to the Editor).
2. The submission file is in OpenOffice, Microsoft Word, RTF, or WordPerfect document file format.
3. Where available, URLs for the references have been provided.
4. The text is single-spaced; uses a 12-point font; employs italics, rather than underlining (except with URL addresses); and all illustrations, figures, and tables are placed within the text at the appropriate points, rather than at the end.
5. The text adheres to the stylistic and bibliographic requirements outlined in the **Author Guidelines**, which is found in About the Journal.

---

## Copyright Notice

IPTEK THE JOURNAL OF ENGINEERING COPYRIGHT AND CONSENT FORM

To ensure uniformity of treatment among all contributors, other forms may not be substituted for this form, nor may any wording of the form be changed. This form is intended for original material submitted to IPTEK The Journal of Engineering and must accompany any such material in order to be published by IPTEK The Journal of Engineering. Please read the form carefully and keep a copy for your files.



MIA (Pusat Ur Mechatronics Automation)



APTOMOR (Asosiasi Teknologi Industri Otomasi dan F)

ISSN



VISITORS A

Visitors	
	ID 5,874
	US 775
	IN 209
	MY 137
	JP 136
Pageviews: 37	

FONT SIZE

# Influence of The Compression Ratio and Ignition Timing On CB150R Engine Performance with 85% Bioethanol Gasoline Blended Fuel

Yuli Mafendro D. E. S<sup>1</sup>, Bambang Sudarmanta<sup>1</sup>, Marthen Paloboran<sup>2</sup>

**Abstract**—Substitution of the fuel type in the gasoline engine will change the setting The engine parameters as well as modify it to minimize engine performance degradation And increased exhaust emissions. Utilization of ethanol (85% vol.) - gasoline (15% vol.) The combination (E-85) for the gasoline engine requires some machine modifications and setting parameters due to differences in properties and characters between ethanol and gasoline. This study aims to test the effect of ignition timing and compression ratio on the performance of the engine and emission gas emissions. Ignition time varies between 16-24 Before Top Dead Center (BTDC) d. While the compression ratio variation consists of 11 (standart); 12, 12.5 and 13: 1. It was found that advancing the ignition time range 16°-24° BDTC with 13: 1 compression ratio can increase the performance of torque, bmep, and thermal efficiency respectively 7.94%, 5, 82% and 1.6% respectively, and a decrease of emissions of co and hc respectively 56.6% and 0.6% when compared with the performance of standard gasoline-fueled engines (E0).

**Keywords**—Bioethanol 85% (E85), Compretion Ratio, Ignition Timing, Perfomance Engine.

## I. INTRODUCTION

Energy policies around the world to reduce the emissions and greenhouse effect caused by fossil fuel combustion remains a concern to researchers. Alternative fuels, as defined by Energy ACT Policy 1992 (EPACT), including alcohol (Biomethanol, bioethanol and others), natural gas, Liquefied petroleum gas, hydrogen, coal derived liquidFuel, biofuels (including biodiesel, synthesis gas and others), And electricity. This fuel is used worldwide in a various stationary and mobile applications [1]. They A great power in efforts to reduce fossil fuels Consumption and environmental impact (including harmful Pollutants and exhaust emissions) in transport Sector.

Although ethanol has been used as an SI engine fuel since the 19<sup>th</sup> century, it is not used widely because of its high cost. Nonetheless, ethanol has been and is being used as an additive to increase octane number and decrease exhaust emissions. Ethanol is commonly used in Brazil and the USA. Recently, almost all EU countries established incentives for the use of ethanol to decrease their energy dependence [2]–[5].

Some fuel properties of ethanol, such as the octane number, heating value, latent heat of vaporisation, flame velocity, specific gravity, Reid vapour pressure and distillation curve, are quite different from those of gasoline. Therefore, an understanding of the effects of these

properties on the combustion and performance of SI engines is vital [6].

Many researchers who have conducted experiments to determine the effect of ethanol on the torque and power of engines have reported that ethanol blending improves these performance parameters [7]–[9]. Giroldo et al. [7], in their experiments with E25 (75% gasoline – 25% ethanol), found 5.7% and 6.2% increases in the peak values of the engine power and torque, respectively. In a simulation study, Dai et al. [8] compared the performance of ethanol and gasoline and reported a 3% increase in thermal efficiency and a 4% increase in shaft power. The authors validated the results of the simulation with experimental data. Cowart et al. conducted some experiments and observed a 4% increase in engine torque with ethanol in comparison to gasoline. Sudarmanta et al [9] compared the performance of ethanol 50% and gasoline and reported The use of E50 fuel, at the compression ratio is 11.6 can improve brake torque, power and mep respectively by 3, 68%, 4.58% and 3.68% as compared to using pure gasoline at a compression ratio of 9.6. While the influence of adding compression ratio at the E50 can reduce bsfc by 13, 42 % and increase thermal efficiency by 14, 67 %. Palaboran et al [10] do research conducted by mapping the injection duration at a high compression ratio. The results showed increased torque, power and BMEP when compression ratio increased. By mapping the injection duration, all the performances parameters increased gradually up to the maximum speed. Moreover, the CO and HC emission decreased significantly by this method. However, the SFC and thermal efficiency of ethanol were inferior to gasoline. It was because ethanol had lower heating value than that of gasoline.

<sup>1</sup>Yuli Mafendro D. E.S, Bambang Sudarmanta are with Department of Mechanical Engineering, Faculty of Industrial Engineering, Institut Teknologi Sepuluh Nopember (ITS), Kampus ITS Sukolilo, Surabaya 60111, Indonesia. E-mail: yulimafendror@gmail.com; sudarmanta@me.its.ac.id;

<sup>2</sup>Marthen Paloboran is with Department of Automotivel Engineering, Faculty of Engineering, Universitas Negeri Makasar, Kampus UNM Makasar, 90242, Indonesia. E-mail: marthen.paloboran@unm.ac.id.

II. METHOD

This research will be done by using experimental method on Engine Honda CB150R. The fuel to be used in this test is twofold type. For data collection, fuel used is gasoline, while for taking the test data with progamble ECU, the fuel used is ethanol E85 (85% ethanol + 15% Gasoline). The variation is mapping Engine ignition angles vary from 16°-28° BTDC with engine speeds varying between 2000 rpm with an increase of every 1000 rpm to 8000 rpm at 12: 1 compression ratio, 12.5: 1, and 13:1. Fuel characteristics and Engine specifications are given in table 1 and table 2.

TABLE 1. CHARACTERISTIC OF FUEL

Properties	Unit	Gasoline	Ethanol	E85
SG		0.7391	0.813	0.801
Nilai Kalor	Kkal/kg	10674.6	4275.8	4640
RON	-	91-98	±108	>111
RVP	KPA	5.59	2.35	5.46
Density	Kg/m <sup>3</sup>	764	790	801
Stoichiometric air/fuel	-	14,7	9	9,8
Lower Heating Value	KJ/Kg	42,9	26,7	29,2

TABLE 2. ENGINE SPESIPICATION

Spesification	
Engine Type	HONDA CBR 150R
Number of Cylinder	1
Bore x Stroke	63,5 x 47,2
Displacement Volume	150 cc
Compression Ratio	11
Control System	Progrannable ECU
Fuel Intake System	Port Injection
Maximum Torque	12,5 kW (17,0 PS)/10000 rpm
Maximum Power	12,5 kW (17,0 PS)/10000 rpm
Coolant System	Liquid with radiator

Water brake dynamometer with power capacity 120 hp used in these experiments. The fuel consumption was measured by the time fuel consumption per 25 cc of fuel in a measuring glass. The emission parameters, exhaust gas temperature and air fuel ratio were measured using Stargas exhaust gas analyzer. The fuel measuring glass was fitted to Sinjai engine and it contained E50 fuel. A schematic diagram of experimental setup is shown in figure 1.

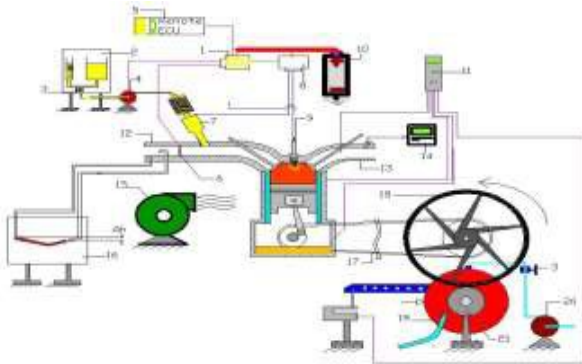


Figure 1. Experimental Scheme.

III. RESULT AND ANALYSIS

A. Performance analysis with gasoline fuel (E0)

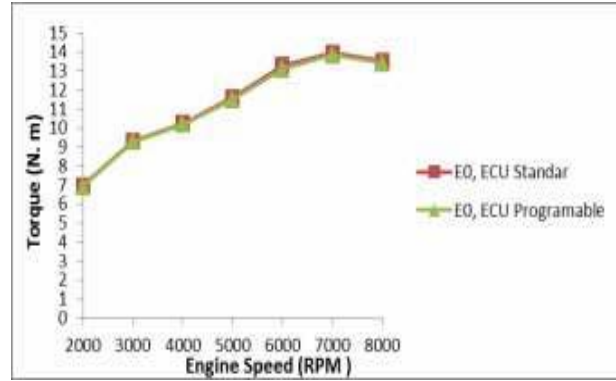


Figure 2. Torque Vs Engine Speed.

From the above data can be calculated that on lap2000 rpm, when replacing the standard ECU to the resulting progamble torque ECU is 6.776 N.m, the decrease of torque occurred at 2.686%. On lap 7000 rpm, torque generated 13.788 N.m, decrease The torque that occurs is 1.126% of the ECU standard. At the engine speed of 8000 rpm, the torque is generated is 13.425 N.m, the decline is happening is 0.798% of the standard ECU. Although there is a decrease in torque, ECU progamamble is considered feasible to be used in this study because of the decline the torque is very small. Therefore, onsubsequent analyzes compared with E0 with the use of ECU progamamble.

B. Performance Analysis and Engine Exhaust Emission Bioethanol Fuel E85 with Variations Ignition Timing Each Compression Ratio

1) Torsque Analysis MBT Method (Maximum Best Torque) (Maximum Best Torque)

From the rpm function torque chart, there is a trend torques panoramas ranging from low rotation to reach Maximum torque at a particular turn. Then torque Decreased at higher rounds. This matter Caused, the higher the engine speed then turbulence Flow into the combustion chamber will be higher and causes mixing of fuel and air The better and the fire propagation is also faster So the torque will increase. After engine speed The higher the greater the loss of losses, such as friction losses and the presence of incomplete combustion. Increasingly High engine rotation then the friction is happening too the greater it is.

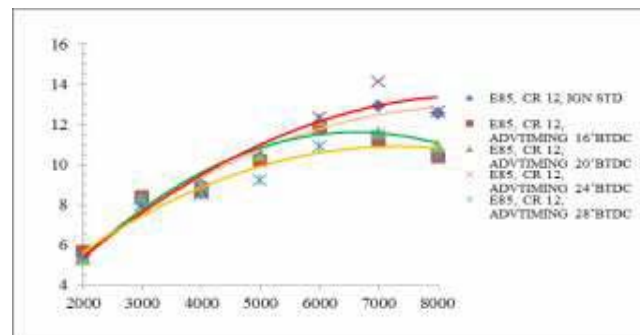


Figure 3. Torque Compression Ratio 12 Vs Engine Speed.



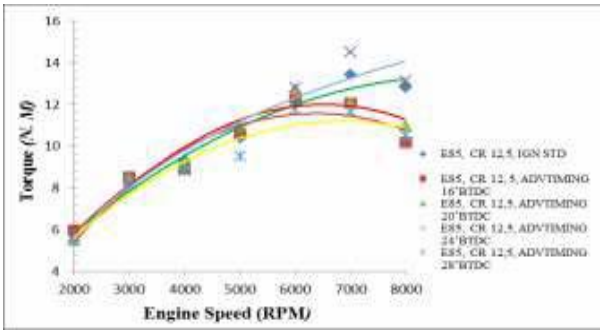


Figure 4. Torque Compression Ratio 12,5 Vs Engine Speed.

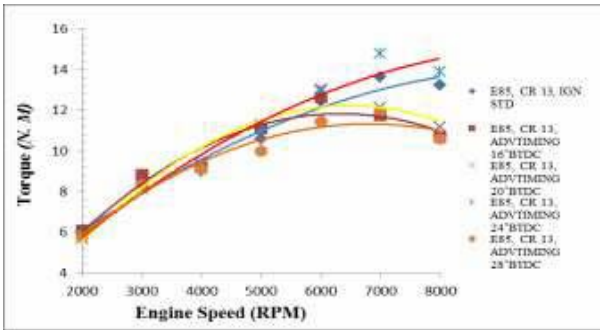


Figure 5. Torque Compression Ratio 13 Vs Engine Speed.

After obtaining the torque data for each compression ratio, then maps the optimal ignition timing with the MBT (Maximum Best Torque) in each compression ratio. By using this MBT method, the ignition time is obtained which produces the largest torque for each engine rotation change in each variation of the compression ratio. This ignition mapping data is then stored into the remote ECU and used for data retrieval next performance. For each variation of the ratio compression, it is found that ignition timing is not has a trend. This is due to the interval of ignition timing variations are too large 4° BTDC between 16° Up to 28° BTDC.

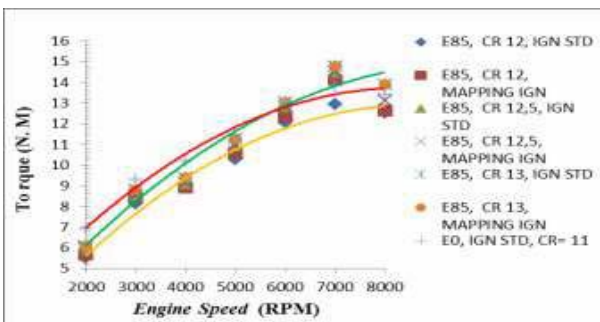


Figure 6. Torque Mapping Compression Ratio Each Vs Engine Speed.

On mapping 16° BTDC torque value experienced decrease to torque mapping ignition timing standard in all conditions of compression ratio, torque value decreased each 9.37%, 8.39%, and 7.83%. On mapping 20° BTDC the torque value still decreases against torque mapping standard ignition time on all compression ratio, torque decreases each 5.68%, 8.39, and 4.39%. On mapping 24° BTDC torque value has increased against mapping standard ignition timing on all compression ratio, increased each 8%, 7.71%, and 7.97%. Then on the mapping ignition timing 28° BTDC torque value experienced a decline that tends to be large. This is caused by too advanced ignition timing causes the

process burning has not been on the ambient conditions of the combustion chamber that is too low.

C. Beam Mean Effective Pressure (BMEP)

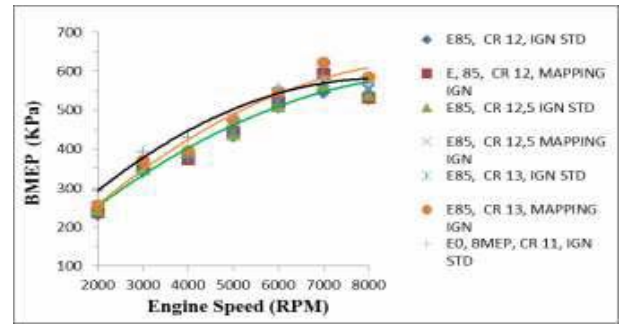


Figure 7. BMEP Vs Engine Speed

Changes in pressure occurring in the cylinders during processing burning will affect the resulting engine emissions. The magnitude pressure changes are caused by heat release during the combustion process ccompanied by expansion and compression process by the piston step in the cylinder. Variation cycle is taken into account in determining ignition timing. Change ignition timing that is too advanced or backward will have an impact on distortion of striking pressure changes from a cycle of cycles next and will affect the power and emissions generated by the engine. effective pressure the average piston is strongly influenced by the ignition timing of spark plugs. if ignition timing is not appropriate, then the piston pressure will decrease. this is also seen in the graph above. On ignition timing 16° and 20° BTDC has the highest pressure on low to medium rotation, however will decrease along with the increase of engine rotation tohigh rotation due to frictions and loses that occur as great as that causing the value of torque to decrease so that bmep also come down.

The result of the ignition timing mapping also increases bmep on each vasriasi of compression ratio when compared with standard engine condition using E0 fuel, bmep up 1.25% each, up 3.9% and up 5.82%.

D. Spesific Fuel Consumption

Specific fuel consumption can be defined as flow rate fuel to obtain effective power. The value of fuel consumption specific depending on the mixture of air and internal combustibile fuel burn room. With the perfect combustion, then the sfc which is getting better. Specific fuel consumption results from mapping ignition timing on all compression ratios shown by the figure below.

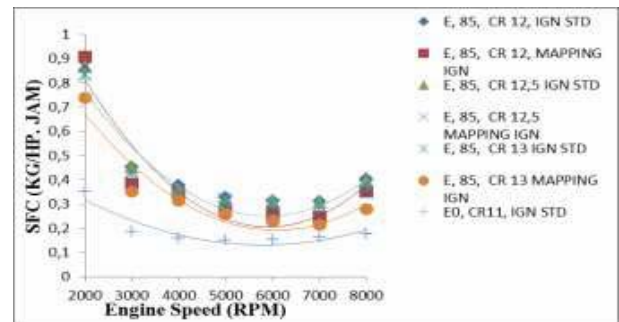


Figure 8. Specific Fuel Consumption Vs Engine Speed Spesific fuel consumption E85 will be greater than that of

Gasoline (E0), this is due to the low ethanol calor value of gasoline, but as the compression ratio of specific fuel ethanol consumption decreases even though it is still above the gasoline, Burn up on all compression ratios each 33,93%, 30,55%, and 23,7%.

#### E. Thermal Efficiency

Thermal efficiency is a measure of the magnitude of heat energy utilization stored in the fuel to be converted into effective power on internal combustion motor. The thermal efficiency value depends on the mixture air and burning fuel in the combustion chamber. Thermal efficiency results from the best ignition timing mapping shown by the figure below.

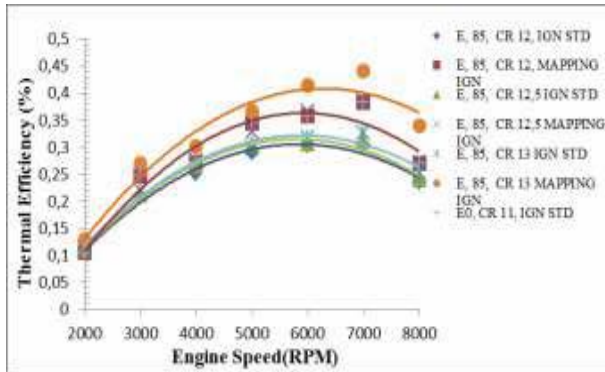


Figure 9. Thermal Efficiency Vs Engine Speed

Thermal efficiency is influenced by the amount of torque generated by the engine. With increased torque is greater then make the value of power from the engine is also greater. Meanwhile, the power generated from the engine is used for the denominator in the calculation of thermal efficiency divided by the lower calorific value (NKB) of the fuel multiplied by the fuel flow rate. So it can be concluded, the greater the value of power generated by the engine makes the value of thermal efficiency higher. Thermal efficiency E85 increase from E0 in all ratio compression each 0,6%, 0, 18%, and 1,8%.

#### F. Analysis Exhaust Gas Emission

##### 1) Analysis CO

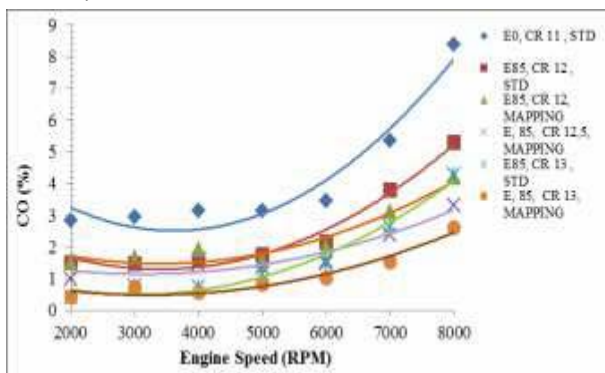


Figure 10. CO Vs Engine Speed

In the above CO vs rpm emission graphs, trendline tend to be obtained same for each advance ignition timing. In the graph above looks CO value increases with increasing engine speed. Increased CO emissions due to the increasingly rich mix of fuel and air. Wealth the mixture is

caused by the decrease in air supply as it is getting increasingly the smaller the pressure difference between atmospheric air and cylindrical space. The average CO emissions produced by E0 are 4.17%. By mapping ignition timing CO emissions decreased at all compression ratio each 45.39%, 57.36%, and 76.65%.

##### 2) Analysis HC

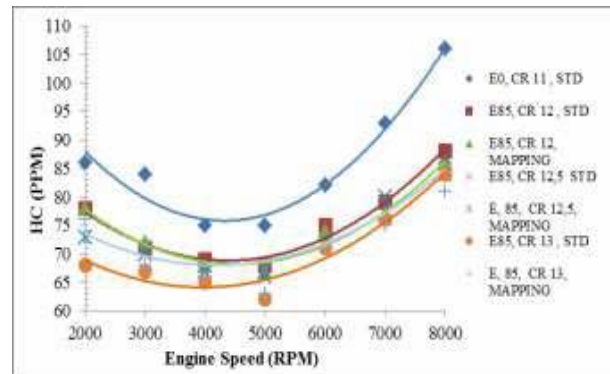


Figure 11. HC Vs Engine Speed

At low rotation HC emissions tend to be high and decrease as engine speed increases. After the HC emission is at its lowest point will increase until rpm is at 8000 rpm. This is due to the similarity of the amount of fuel injected to each change of degree of ignition. So the burning process tends to be the same. With the ignition timing mapping, there was a decrease of HC emission on all compression ratio each 13.1% 14.4% and 14.8%.

#### IV. CONCLUSION

The optimum performance is found in CR 13 with ignition timing  $16^{\circ}$ - $24^{\circ}$  BTDC. Where in the case of increased torque, bmep and thermal efficiency each 7.94%, 5.82% and 1.6% when compared with E0. Emissions generated at optimal performance decreased CO and HC levels by 56.6% and 0.6% compared to E0 emissions.

#### ACKNOWLEDGEMENT

The authors would like to thank Mr. Bambang Sudarmanta and Mr. Marten Paloboran for his superb technical support throughout this research.

#### REFERENCES

- [1] B. Sudarmanta, S. Darsopuspito, and D. Sungkono, "Influence of Bioethanol-Gasoline Blended Fuel on Performance and Emissions Characteristics from Port Injection Sinjai Engine 650 cc," *Appl. Mech. Mater.*, vol. 493, pp. 273–280, Jan. 2014.
- [2] A. K. Agarwal, "Biofuels (alcohols and biodiesel) applications as fuels for internal combustion engines," *Prog. Energy Combust. Sci.*, vol. 33, no. 3, pp. 233–271, Jun. 2007.
- [3] S. Kim and B. E. Dale, "Environmental aspects of ethanol derived from no-tilled corn grain: nonrenewable energy consumption and greenhouse gas emissions," *Biomass and Bioenergy*, vol. 28, no. 5, pp. 475–489, May 2005.
- [4] M. Koç, Y. Sekmen, T. Topgöl, and H. S. Yücesu, "The effects of ethanol-unleaded gasoline blends on engine performance and exhaust emissions in a spark-ignition engine," *Renew. Energy*, vol. 34, no. 10, pp. 2101–2106, Oct. 2009.
- [5] N. Jeuland, X. Montagne, and X. Gautrot, "Potentiality of Ethanol As a Fuel for Dedicated Engine," *Oil Gas Sci. Technol.*, vol. 59, no. 6, pp. 559–570, Nov. 2004.
- [6] T. Lanzer, O. F. von Meien, and C. I. Yamamoto, "A predictive

- thermodynamic model for the Brazilian gasoline," *Fuel*, vol. 84, no. 9, pp. 1099–1104, Jun. 2005.
- [7] R. C. Costa and J. R. Sodré, "Compression ratio effects on an ethanol/gasoline fuelled engine performance," *Appl. Therm. Eng.*, vol. 31, no. 2–3, pp. 278–283, Feb. 2011.
- [8] M. Al-Hasan, "Effect of ethanol–unleaded gasoline blends on engine performance and exhaust emission," *Energy Convers. Manag.*, vol. 44, no. 9, pp. 1547–1561, Jun. 2003.
- [9] B. Sudarmanta, B. Junipitoyo, A. Bachtiar, K. Putra, and I. N. Sutantra, "Influence of The Compression Ratio and Ignition Timing on Sinjai Engine Performance with 50% Bioethanol-Gasoline Blended Fuel," *ARPJ. Eng. Appl. Sci.*, vol. 11, no. 4, 2016.
- [10] M. Paloboran, N. Sutantra, B. Sudarmanta, and R. F. Dharmawan, "Suitable injection duration of pure ethanol fuel for indonesian motorcycle at a high compression ratio," *DYNA - Ing. e Ind.*, vol. 92, no. 5, pp. 587–592, 2017.