


## International Journal of Chemistry and Chemical Engineering Systems



### Articles

#### Articles

##### [Suitable of High Compression Ratio, Injection Duration and Ignition Timing on CB150R Engine for High Performance and Emissions with Pure Bioethanol Fuelled](#)

Views: 1636 hit(s) Pub. Date: 29 November 2017

AUTHOR(S): Marth En Paloboran, Gayuh Agung Pamuji, Bambang Sudarmanta, I Nyoman Sutantra, Darmawang

[Read more and download PDF](#)

##### [New Approach to Chemical Activation of Plant Biomass for Producing Activated Carbons with High Surface Area and Cap Performance](#)

Views: 1468 hit(s) Pub. Date: 13 November 2017

AUTHOR(S): Zulkhair Mansurov, Vladimir Pavlenko

[Read more and download PDF](#)

##### [Use of Nanostructured Materials for Cd and Zn Removal from Waters](#)

Views: 1454 hit(s) Pub. Date: 08 May 2017

AUTHOR(S): Andra Predescu, Ecaterina Matei, Cristian Predescu, Andrei Berbecaru, Claudia Dragan, Cristian Pantilimon

[Read more and download PDF](#)

##### [A Reliable and Computationally Fast Model to Simulate Non-Linear Soil Consolidation in Saturated Clays](#)

Views: 1414 hit(s) Pub. Date: 08 May 2017

AUTHOR(S): Cánovas M., García-Ros G., Alhama I.

[Read more and download PDF](#)

##### [A Solution of Inertisation of Petroleum Sludge Resulted from the Extraction of Petrol](#)

Views: 1442 hit(s) Pub. Date: 28 March 2017

AUTHOR(S): Rus Ioan Cristian, Radu Sorin Mihai

[Read more and download PDF](#)

##### [Superhydrophobic Sand on the Basis of Nanosoot Obtained by Combustion of Waste Oil](#)

Views: 1583 hit(s) Pub. Date: 22 February 2017

AUTHOR(S): Mansurov Z. A., Nazhipkyzy M., Temirgaliyeva T. S.

[Read more and download PDF](#)

##### [Deuteron Interactions Within Microcracks of a D2 Loaded Lattice at Room Temperature](#)

Views: 1519 hit(s) Pub. Date: 24 January 2017

AUTHOR(S): Fulvio Frisone

[Read more and download PDF](#)

##### [Modeling of the Galvanic Anode Cathodic Protection System with Dynamic Polarization Characteristics](#)

Views: 1785 hit(s) Pub. Date: 03 October 2016

AUTHOR(S): Adnan Mujezinovic, Irfan Turkovic, Alija Muharemovic, Sanja Martinez, Slobodan Milojkovic

[Read more and download PDF](#)

##### [Simulation of Capturing CO2 from Flue Gas and Syngas by Pressure Swing Adsorption](#)

Views: 1800 hit(s) Pub. Date: 20 September 2016

AUTHOR(S): Cheng-Tung Chou, Yu-Jen Chen, Chien-Shun Chang, Hong-Sung Yang, Ming-Wei Yang, Ssu-Hung Tu, Zong-Yu Zhuang

[Read more and download PDF](#)

##### [Medical Prescription Process in Brazil](#)

Views: 1556 hit(s) Pub. Date: 08 July 2016

AUTHOR(S): Melissa Pokorny, Eduardo Dias, Augusto Brandao Junior

[Read more and download PDF](#)

##### [Concerning the Impact of a Submerged Body on Particle Movement in a Fluidized Bed in Terms of Body-Bed Heat Transfe](#)

Views: 1700 hit(s) Pub. Date: 15 June 2016

AUTHOR(S): Rafail Isemin, Sergey Kuzmin, Oleg Milovanov, Dmitry Klimov, Aleksandr Mikhalev, Natalia Muratova

[Read more and download PDF](#)

### [LTSPICE IV Simulation of H+ Ion FET](#)

Views: 2009 hit(s)  Pub. Date: 07 June 2016

AUTHOR(S): Nur Liyana Mardhiah, Lee Yoot Khuan, Roziah Jarmin

[Read more and download PDF](#)

### [Conductivity Improvement of Chitosan Membranes through Modification with Lithium for Lithium Polymer Battery Application](#)

Views: 1721 hit(s)  Pub. Date: 13 May 2016

AUTHOR(S): S. N. Asnin, Wahab, Dian Permana, L. O. Ahmad, S. H. Sabarwati, L. O. A. N. Ramadhan

[Read more and download PDF](#)

### [Experimental Study on a Single Droplet Combustion of Plastic–Pyrolysed Fuel and Kerosene Blended](#)

Views: 1428 hit(s)  Pub. Date: 13 May 2016

AUTHOR(S): Lukas Kano Mangalla, R. Pangara, Aditya Rahman, Yulius B. Pasolon

[Read more and download PDF](#)

### [Performance of Modified Fly Ash–Bricks with Sago Husk as Filler for Non–Structural Element in Housing](#)

Views: 1790 hit(s)  Pub. Date: 13 May 2016

AUTHOR(S): Kurniati Ornam, Masykur Kimsan, La Ode Ngkoimani, Jahidin

[Read more and download PDF](#)

### [Numerical Study of Inverse Problems in Modeling and Simulation of Microbial Depolymerization Processes](#)

Views: 1545 hit(s)  Pub. Date: 10 May 2016

AUTHOR(S): Masaji Watanabe, Fusako Kawai

[Read more and download PDF](#)

### [Brain trainer exercise game. Field tests in Finland and Japan](#)

Views: 1768 hit(s)  Pub. Date: 06 May 2016

AUTHOR(S): Niina Katajapuu, Patric Granholm, Mie Hiramatsu, Eri Ishihara, Junichi Hirayama, Paula Pitkäkangas, Pekka Qvist, Mika Luimula

[Read more and download PDF](#)

### [Low Potassium Content Pellet Production by Hydrothermal–Washing Co–Treatment](#)

Views: 1784 hit(s)  Pub. Date: 27 April 2016

AUTHOR(S): Srikandi Novianti, Ilman Nuran Zaini, Anissa Nurdiawati, Kunio Yoshikawa

[Read more and download PDF](#)

### [A Critical Review on Modeling and Analysis of Granular Matter Flows](#)

Views: 1602 hit(s)  Pub. Date: 12 April 2016

AUTHOR(S): Melda Ozdinc Carpinlioglu

[Read more and download PDF](#)

### [Determining Concentration by Using Mathematical Method](#)

Views: 1637 hit(s)  Pub. Date: 17 March 2016

AUTHOR(S): Anita Kovac Kralj, Davorin Kralj

[Read more and download PDF](#)

1 2 3 4

## Bibliographic Information

### Bibliographic Information

ISSN: 2367-9042

DOI: to be announced

## Editorial Board

### Editor-in-Chief

Prof. Manijeh Razeghi, Center for Quantum Devices, EECS Dept., Northwestern University 2220 Campus Drive, Evanston, IL 60208-0893, USA

### Members of the Editorial Board

Prof. Jun Zhang, College of Chemistry and Chemical Engineering Inner Mongolia University, Hohhot 010021, P. R. China

Prof. Ellis D. Verink Jr., Professor Emeritus, Dept. of Materials Science and Engineering, University of Florida, Gainesville FL, USA

Prof. Vesselin Dimitrov, Department of Silicate Technology, University of Chemical Technology and Metallurgy, Sofia, Bulgaria

Prof. Takeshi Fukuda, Saitama University, Sakura-ku, Saitama 338-8570, Japan

Prof. Seong Ihl Woo, Korea Advanced Institute of Science and Technology, Korea

Prof. David N. Seidman, Northwestern University Evanston, IL 60208-3108, USA

Prof. Davorin Kralj, Faculty of Chemistry and Chemical Engineering, University of Maribor, Maribor, Slovenia

Dr. Sukhvinder Badwal, FTSE, FAIE Chief Research Scientist, CSIRO Energy Technology Private Bag 33, Clayton South 3169 Victoria, Australia

Dr. Stefano Bellucci, Frascati National Laboratory (LNF), National Institute of Nuclear Physics (INFN), Via Enrico Fermi, 40 - 00044 Frascati (RM), Italy

# Aims and Scope

## Aims and Scope

The "International Journal of Chemistry and Chemical Engineering Systems" is an open access journal. The goal of this journal is to provide a platform for academicians, researchers & all over the world to promote, share, and discuss various new issues and developments in all areas of Chemistry and Chemical Engineering. Manuscripts are subject to a rigorous and process. Accepted papers will appear online within 3-4 weeks after their submission. The journal publishes papers including but not limited to the following topics:

CHEMISTRY Analytical chemistry, Organic Chemistry and Applications, Biochemistry, Medicinal chemistry, Neurochemistry, Materials chemistry, organometallic chemistry, Materials chemistry, Physical chemistry, chemical thermodynamics, chemical kinetics, electrochemistry, statistical mechanics, spectroscopy, and more recently, astrochemistry, quantum chemistry, theoretical chemistry, computational chemistry, condensed matter physics and molecular physics, agrochemistry, astrochemistry (and cosmochemistry), atmospheric chemistry, chemical biology, chemo-informatics, electrochemistry, environmental chemistry, femtochemistry, flavor chemistry, flow chemistry, geochemistry, green chemistry, histochemistry, hydrogenation chemistry, immunochemistry, marine chemistry, materials science, mathematical chemistry, mechanochemistry, medicinal chemistry, molecular biology, molecular nanotechnology, natural product chemistry, oenology, organometallic chemistry, petrochemistry, pharmacology, photochemistry, physical organic chemistry, phytochemistry, polymer chemistry, radiochemistry, solid-state chemistry, sonochemistry, supramolecular chemistry, surface chemistry, synthetic chemistry, thermochemistry, chemistry in chemical industry CHEMICAL ENGINEERING Reaction engineering, catalysis and kinetics, Distillation and absorption, Extraction and leaching, Membrane separations, Adsorption and ion exchange, Filtration, sedimentation, centrifugation, hydrocyclons, Phase equilibrium and fluid properties, Fluid flow and multiphase systems, Mixing, Fluidization, Heat transfer processes and equipment, Drying and evaporation, Computation process engineering, Particulate solids, Pharmaceutical engineering, Environmental engineering, Electrochemical engineering, Safety in chemical industry, Supercritical fluid applications Thermodynamics and transport properties, Food processing and technology, Micro- and mesoporous materials, Biotechnology, Process intensification and miniaturisation, Electromagnetic processes and integrated membrane systems, Analytical Chemistry, Advanced materials processing, Biochemical and bio-molecular engineering, Bioengineering and biomedical engineering Biological and Medicinal Chemistry, Biotechnology, Catalysis, Chemical Education, Chemical engineering education, Chemical reaction engineering, Chemical engineering equipment design, Economics and Business Management, Environment, Inorganic Chemistry, Macromolecular Science and Engineering, Materials Chemistry, Organic Chemistry, Physical and Computational Chemistry, Process Safety Management, Rubber, Surface Science, Systems and Control, Green Chemistry Forum, Energy and environment, Food process technology engineering, Forest product processing, Milk product processing, Industrial collaboration, Industrial drying, Mining and metals, Nanomaterials, Particle technology, Process systems, Instrumentation and control, Product engineering and product development, Separation and purification, Transport phenomena (heat, mass transfer and fluid flows), Mathematical modeling in chemical engineering education, Others.

## Special Issues

### Special Issues

1. [Open Special Issues](#)

2. [Special Issue Guidelines: Every proposal for special issue must be sent to us and should include the following](#)

3. [Published Special Issues](#)

## Time for Publication

### Time for Publication

The average time between submission and final decision is 40 days and the average time between acceptance and publication is 30 days.

## Citations to this Journal

### Citations to this Journal

To be announced soon

## Indexes

### Indexes

This journal is indexed by the following indexes - databases:

[Index Copernicus](#)

[Google Scholar](#)

[International Institute Of Organized Research \(I2OR\)](#)

[Polish Scholarly Bibliography \(PBN\)](#)

[Research Bible](#)

[JURN](#)

[Scientific Indexing Services \(SIS\)](#)

[Eurasian Scientific Journal Index](#)

[EBSCO \(pending\)](#)

## Information for Authors –Format–

### Information for Authors

Download as:  [Word]  [Pdf]  [LaTeX]

It should be noted that papers must be written in exact IARAS format before they are uploaded to the journal, as this contributes to the best appearance of the volume. If the final version is considerably different to the desired format, it will not be published even if it is accepted.

Frequent mistakes that should be avoided:

- a) Single column format is not accepted; Only the abstract & keywords should be in a single column, and possibly some large pictures at the end of the paper as an Appendix
- b) Very narrow or very wide margins are to be avoided
- c) The title should not be written entirely in capital letters, as opposed to the authors' names that should
- d) The authors' names should be written as such: {FIRST NAME} {FAMILY NAME} as opposed to vice versa and their titles cannot be included. For instance, JOHN SMITH instead of Smith, John
- e) The document should be displayed in A4 pages, not Letter or other size
- f) No page numbers or other Headers or Footers are allowed
- g) Paragraphs must have single line spacing

## Review Process

### Review Process

IARAS sends each paper to 3 independent reviewers, experts in the area of the paper. So, each paper will be evaluated by three independent experts according to the following Criteria:

- 1) Relevance to the Journal
- 2) Scientific - Technical Originality, Potential Impact and Interest for the audience
- 3) Scientific/Technical Content and Advances beyond The State-Of-The-Art
- 4) Quality of the Presentation, clarity of the Content
- 5) Comments for the authors

The reviewers are going to indicate their familiarity with the paper's subject, evaluate the paper along the aforementioned criteria. Finally, the Editor-in-Chief or a Member of the Editorial Board will decide whether a paper will be accepted or not.

Our Score System will classify the papers as follows:

- \* Publish as it is
- \* Consider after Minor Changes
- \* Consider after Major Changes
- \* Reject

If the Editor recommends  Publish as it is  the manuscript will undergo a final check by the journal's editorial office in order to ensure that the manuscript and its review process are in accordance with the journal's guidelines and policies. Once this is done, the authors will be notified of the manuscript's acceptance, and the manuscript will appear in the Articles in Press section of the journal's website.

If the Editor recommends  Consider after Minor Changes,  the authors are notified to prepare and submit a final copy of their manuscript with the required minor changes suggested by the reviewers. The Editor reviews the revised manuscript after the minor changes have been made by the authors. Once the Editor is satisfied with the final manuscript, the manuscript can be published.

If the Editor recommends  Consider after Major Changes,  the recommendation is communicated to the authors. The authors are expected to revise their manuscripts in accordance with the changes recommended by the reviewers and to submit their revised manuscript in a timely manner. Once the revised manuscript is submitted, the Editor can then make an editorial recommendation which can be  Publish Unaltered,  Consider after Minor Changes,  or  Reject.

If the Editor recommends rejecting the manuscript, the rejection is immediate. Also, if the majority of the reviewers recommend rejecting the manuscript, the rejection is immediate.

All journals published by IARAS are committed to publishing only original material, i.e., material that has neither been published elsewhere, nor is under review elsewhere. IARAS uses iThenticate software to detect instances of overlapping and similar text in submitted manuscripts. Manuscripts that are found to have been plagiarized from other authors, whether published or unpublished, will incur plagiarism sanctions.

## Publication Ethics and Publication Malpractice Statement

### Publication Ethics and Publication Malpractice Statement

STATEMENT:

IARAS is committed to maintaining high standards through a rigorous peer-review together with strict ethical policies. Any infringements of professional ethical codes, such as fraudulent use of data, bogus claims of authorship, should be taken very seriously by the editors with zero tolerance. IARAS follows the Code of Conduct of the Committee on Publication Ethics (COPE), and follows the COPE Flowcharts for Resolving Cases of Suspected Misconduct. IARAS follows strictly these GUIDELINES ON GOOD PUBLICATION PRACTICES (COPE): <https://publicationethics.org/files/u7141/1999pdf13.pdf>

The submitted manuscript should not have been previously published in any form and must not be currently under consideration for publication elsewhere. Please find further information on Publication Ethics at "Editorial Workflow" (Menu item "Editorial Workflow")

## Terms of Collaboration

- 1). **COPYRIGHT:** By submitting a paper the author understands that its copyright is transferred to IARAS. IARAS may publish it at their discretion and the author may anywhere else, and that includes other IARAS publications. Based on this copyright transfer of the paper, IARAS is entitled to publish the paper to its journals.
- 2). After the Review process is completed by the Assoc. Editor and the Reviewers, it is no longer allowed for the authors to withdraw their paper.
- 3). **PEER REVIEW:** All submitted papers are subject to strict peer-review process by at least three international reviewers that are experts in the area of the particular paper. are taken into account in review are relevance, soundness, significance, originality, readability and language. The possible decisions include acceptance, acceptance with rejection.
- 4). If authors are encouraged to revise and resubmit a submission, there is no guarantee that the revised submission will be accepted.
- 5). Rejected articles will not be re-reviewed.
- 6). Articles may be rejected without review if they are obviously not suitable for publication.
- 7). The paper acceptance is constrained by such legal requirements as shall then be in force regarding libel, copyright infringement and plagiarism.
- 8). The reviewers evaluate manuscripts for their intellectual content without regard to race, gender, sexual orientation, religious belief, ethnic origin, citizenship, or politics the authors.
- 9). The staff must not disclose any information about a submitted manuscript to anyone other than the corresponding author, reviewers, other editorial advisers, and to appropriate.
- 10). Reviews should be conducted objectively. Personal criticism of the author is inappropriate. Referees should express their views clearly with supporting arguments.
- 11). Peer review assists the publisher in making editorial decisions and through the editorial communications with the experts from the scientific board and the author may author in improving the paper.
- 12). Manuscripts received for review are treated as confidential documents and are reviewed by anonymous staff.
- 13). A reviewer should also call to the publisher's attention any substantial similarity or overlap between the manuscript under consideration and any other published paper have personal knowledge.
- 14). Authors of contributions and studies research should present an accurate account of the work performed as well as an objective discussion of its significance.
- 15). A paper should contain sufficient detail and references to permit others to replicate the work. Fraudulent or knowingly inaccurate statements constitute unethical behavior unacceptable.
- 16). The authors should ensure that they have written entirely original works, and if the authors have used the work and/or words of others that this has been appropriately cited.
- 17). Submitting the same manuscript to more than one publication concurrently constitutes unethical publishing behaviour and is unacceptable.
- 18). Authorship should be limited to those who have made a significant contribution to the conception, design, execution, or interpretation of the reported study.
- 19). All sources of financial support for the project should be disclosed.
- 20). Authors should make themselves aware of the paper processing charges and registration fees of the publication they submit a paper to by reading the respective section.
- 21). The IARAS Open Access Journals do not require from the authors to submit any copyright form. An author can withdraw a paper until 30 days after the paper submission. 30 days no withdrawal is allowed. It is the discretion to the Publisher to publish a paper with or without fees..

## Editorial Workflow

### Editorial Workflow

- \* **MANAGEMENT: Our Editor-in-Chief manages this Journal. Receives the articles from IARAS, checks them, rejects those that are not appropriate and forwards to reviewers whatever he believes that deserves an evaluation via the system of Co-Editors-in-Chief have an Advisory Role.**
- \* **OWNERSHIP: IARAS Publications Ltd.**

Manuscripts not adhering to journal guidelines will be returned to authors without scientific evaluation. Submitted manuscripts adhering to journal guidelines are reviewed by the Editor in Chief, who will assign them to reviewers. The review process is single blind. The Editor prepares a decision letter according to the comments of the reviewers, which is sent to the author. All non-reviewed manuscripts are sent back within 10 days and decisions letters of manuscripts are sent within 4 weeks.

The editors of this journal take the responsibility to enforce a rigorous peer-review process together with strict ethical policies and standards to ensure to add high quality scientific work of scholarly publication. Unfortunately, cases of plagiarism, data falsification, image manipulation, inappropriate authorship credit, and the like, do arise. The editors of the Journal take ethics issues very seriously and are trained to proceed in such cases with a zero tolerance policy.

The use of general descriptive names, trade names, trademarks, and so forth in this publication, even if not specifically identified, does not imply that these names are not protected by laws and regulations.

While the advice and information in this journal are believed to be true and accurate on the date of its going to press, neither the authors, the editors, nor the publisher can accept any liability for any errors or omissions that may be made. The publisher makes no warranty, express or implied, with respect to the material contained herein.

Authors wishing to publish their papers in the Journal are asked to abide to the following rules:

- a) Any facts that might be perceived as a possible conflict of interest of the author(s) must be disclosed in the paper prior to submission.
- b) Authors should accurately present their research findings and include an objective discussion of the significance of their findings.
- c) Data and methods used in the research need to be presented in sufficient detail in the paper, so that other researchers can replicate the work.
- d) Raw data should preferably be publicly deposited by the authors before submission of their manuscript. Authors need to at least have the raw data readily available for presentation and the editors of the journal, if requested. Authors need to ensure appropriate measures are taken so that raw data is retained in full for a reasonable time after publication.
- f) Simultaneous submission of manuscripts to more than one journal is not tolerated.  
Republishing content that is not novel is not tolerated (for example, an English translation of a paper that is already published in another language will not be accepted).
- g) If errors and inaccuracies are found by the authors after publication of their paper, they need to be promptly communicated to the editors of this journal so that appropriate actions
- h) Your manuscript should not contain any information that has already been published. If you include already published figures or images, please obtain the necessary permission from the holder to publish under the CC-BY license.
  - \* Plagiarism, data fabrication and image manipulation are not tolerated.
  - \* Plagiarism is not acceptable in IARAS submissions.
  - \* Plagiarism includes copying text, ideas, images, or data from another source, even from your own publications, without giving any credit to the original source.

Reuse of text that is copied from another source must be between quotes and the original source must be cited. If a study's design or the manuscript's structure or language has been previous works, these works must be explicitly cited.

If plagiarism is detected during the peer review process, the manuscript may be rejected. If plagiarism is detected after publication, we may publish a correction or retract the paper.

## Acceptance Rate

### Acceptance Rate

International Journal of Chemistry and Chemical Engineering Systems currently has an acceptance rate of 29%.

## Publication Fees

### Publication Fees

#### ~~150~~105 EUR /paper until December 31, 2023

IARAS Journals are Open Access journal accessible for free on the Internet. We guarantee that no university library or individual reader will ever have to buy a subscription or pay any pay-per-view fees to access articles in the electronic version of the journal.

There is hence no revenue at IARAS neither from the sale of subscriptions to the electronic version of the journal nor from pay-per-view fees.

Yet, the online publication process does involve costs including those pertaining to setup and maintenance of the publication infrastructure, routine operation of the journal, manuscripts through peer-reviews, editing, publishing, maintaining the scholarly record, and archiving. To cover these costs, the journals depends on Publication Fees. Publication due when a manuscript has been accepted for publication.

Food and Nutrition Science – An International Journal: ~~150~~105 EUR /paper until December 31, 2023  
International Journal of Agricultural Science: ~~150~~105 EUR /paper until December 31, 2023  
International Journal of Applied Physics: ~~150~~105 EUR /paper until December 31, 2023  
International Journal of Biochemistry Research: ~~150~~105 EUR /paper until December 31, 2023  
International Journal of Biology and Biomedicine: ~~150~~105 EUR /paper until December 31, 2023  
International Journal of Chemistry and Chemical Engineering Systems: ~~150~~105 EUR /paper until December 31, 2023  
International Journal of Circuits and Electronics: ~~150~~105 EUR /paper until December 31, 2023  
International Journal of Communications: ~~150~~105 EUR /paper until December 31, 2023  
International Journal of Computers: ~~150~~105 EUR /paper until December 31, 2023  
International Journal of Control Systems and Robotics: ~~150~~105 EUR /paper until December 31, 2023  
International Journal of Cultural Heritage: ~~150~~105 EUR /paper until December 31, 2023  
International Journal of Economics and Management Systems: ~~150~~105 EUR /paper until December 31, 2023  
International Journal of Education and Learning Systems: ~~150~~105 EUR /paper until December 31, 2023  
Journal of Electromagnetics: ~~150~~105 EUR /paper until December 31, 2023  
International Journal of Environmental Science: ~~150~~105 EUR /paper until December 31, 2023  
International Journal of Instrumentation and Measurement: ~~150~~105 EUR /paper until December 31, 2023  
International Journal of Internet of Things and Web Services: ~~150~~105 EUR /paper until December 31, 2023  
International Journal of Mathematical and Computational Methods: ~~150~~105 EUR /paper until December 31, 2023  
International Journal of Mechanical Engineering: ~~150~~105 EUR /paper until December 31, 2023  
International Journal of Medical Physiology: ~~150~~105 EUR /paper until December 31, 2023  
International Journal of Power Systems: ~~150~~105 EUR /paper until December 31, 2023  
International Journal of Renewable Energy Sources: ~~150~~105 EUR /paper until December 31, 2023  
International Journal of Signal Processing: ~~150~~105 EUR /paper until December 31, 2023  
International Journal of Theoretical and Applied Mechanics: ~~150~~105 EUR /paper until December 31, 2023  
International Journal of Tourism: ~~150~~105 EUR /paper until December 31, 2023  
International Journal of Transportation Systems: ~~150~~105 EUR /paper until December 31, 2023  
International Journal of Veterinary Medicine: ~~150~~105 EUR /paper until December 31, 2023

Except the fees, IARAS does not have any other source of Revenue.

IARAS does not have subscriptions, does not have advertising revenue, does not sell reprints, and does not have any other institutional or organizational support. Publishing fees or waiver status should not influence editorial decision making.

Sometimes, excellent papers might be published without fees, especially if the comments from the three Reviewers are that the article does not need corrections and can be published "as is" or if the authors have special financial difficulties.

IARAS does not have Direct Marketing Activities

## Reviewers Acknowledgment

### Reviewers Acknowledgment

So far for the "International Journal of Chemistry and Chemical Engineering Systems" we have used the following Reviewers

Asimul Islam  
Shrirang Karve  
Jose Alberto Duarte Moller  
Catalin Croitoru  
Angel Catala  
Mohammad Izadyar  
Ioana Adrian  
Bensafi Abd-El-Hamid  
Mir Mohammad Alavi Nikje  
Jose Alberto Duarte Moller  
Pandian Elavarasan  
Arvind Dhingra  
Chin-Tsan Wang  
Darko Goricanec  
Dheeraj Joshi  
Fattaneh Daneshmand Malayeri  
Emadoddin Abbasi  
Eraldo Banovac  
Elaine Inacio Bueno  
Elena Scutelnicu  
Seyfettin Bayraktar  
Haleh Kangarlou  
Hongjun Liu  
Homa Edalatifard  
Csaki (Apostolescu) Ioana  
Mihaela Iliescu  
Ismail Saritas  
Guido Izuta  
Guido Izuta  
Jose Antonio Porfirio  
Konstantin Volkov  
Kostantinos Kalovrektis  
Nayan Kumar  
Guoxiang Liu  
Lungu Mihai Aureliu  
Lakhoua Mohamed Najeh  
Michael H. Schwarz  
Mário Cesar Do Espirito Santo Ramos  
Petr Mastny  
Mohamed Zahran

## Subscribe to our Newsletter

### Subscribe to our Newsletter

Should you wish to be notified about our journals, conferences, research projects, publications and other important activities you can subscribe to IARAS Newsletter. Enter your email address below:

## Digital Preservation

### Digital Preservation

IARAS is partnering with Portico to preserve collections from its Digital Archives products.

IARAS's Portico participation means that there will be uninterrupted access to the historical content in these collections.

IARAS launched its Digital Archives in 2016 as part of an ongoing initiative to digitize important primary documents of historical source materials used by scholars and students. IARAS will be taking part in Portico's D-Collection Preservation Service which preserves digitized historic collections on behalf of participating publishers. This service is solely supported by publishers that have committed their collections to the archive and more than 120 digital collections are preserved in Portico today.

## Contact Information

### Contact Information

\*Neofit Rilski 61, Sofia 1000, BULGARIA

Annexes: ENSEIRB rue A Schweitzer 33400, Talence, FRANCE Metohiu 45, Nicosia, 1101, CYPRUS

Email: [info@iaras.org](mailto:info@iaras.org), [iaras.institute@gmail.com](mailto:iaras.institute@gmail.com)

## Submit a Manuscript

### Submit a Manuscript

Manuscripts should be submitted by one of the authors of the manuscript through the online manuscript submission system: [Paper Submission](#)

Current e-mail addresses must be provided for all suggested reviewers.

Regardless of the source of the word-processing tool, only electronic MS-Word or PDF or LaTeX files can be submitted through the online submission system: [Paper Submission](#)

If for some technical reason online submission is not successful, the author can submit the manuscript to [support@iaras.org](mailto:support@iaras.org)

## Relevant Journals



IJES





# Suitable of High Compression Ratio, Injection Duration and Ignition Timing on CB150R Engine for High Performance and Low Emissions with Pure Bioethanol Fuelled

MARTH EN PALOBORAN<sup>1)</sup>, GAYUH AGUNG PAMUJI<sup>2)</sup>, BAMBANG SUDARMANTA<sup>3)</sup>, I NYOMAN SUTANTRA<sup>4)</sup>, DARMAWANG<sup>5)</sup>

1) Doctoral Student of Sepuluh Nopember Institute of Technology, Kampus ITS Sukolilo Surabaya, Indonesia 60111 (marth.me.unm@gmail.com)

2) Head of Automotive Laboratory, Mechanical Engineering Department, Sepuluh Nopember Institute of Technology, Kampus ITS Sukolilo Surabaya, Indonesia 60111 (tantra@me.its.ac.id)

3) Fuel and Combustion Engineering Laboratory, Sepuluh Nopember Institute of Technology, Kampus ITS Sukolilo Surabaya, Indonesia 60111 (sudarmanta@me.its.ac.id)

4) Automotive Engineering Department, Faculty of Engineering, Universitas Negeri Makassar, Kampus UNM Parangtambung Makassar, Indonesia 90242 (mawangunm707@gmail.com)

5) Undergraduate of Mechanical Engineering, Sepuluh Nopember Institute of Technology, Kampus ITS Sukolilo Surabaya, Indonesia 60111 (gayuh\_meits@gmail.com)

6) Lecturer at Automotive Engineering Department, Faculty of Engineering, Universitas Negeri Makassar, Kampus UNM Parangtambung Makassar, Indonesia 90242 (marthen.paloboran@unm.ac.id)

**Abstract:** - Usage of bioethanol as a oxygenate fuel in spark ignition engine have been an effect on reducing hydrocarbon emissions, even it can be minimize products of NO<sub>x</sub> emission if bioethanol applied in high concentration, as well as it have a significant impact on decreases greenhouse gas (GHG) effect. It's just that the generated power is lower than gasoline, so the suitable on bioethanol injection is required to get the equivalent power with gasoline. Grade octane of bioethanol is higher than gasoline, so the high compression ratio can be employed to increasing the torque and power as a compensation in low of heating value of bioethanol. Re-adjustment on ignition timing is needed during the injection duration and compression ratio is changed so that the high engine performance and low emissions can be reached. This study will exploit the compression ratio at 12:1, 12.5:1 and 13:1 with the injection duration by 100%, 125%, 150%, 175% and 200% that based on injection standard at 24cc/s as well as the ignition timing is advanced at 10°, 14°, 18°, 22° and 26° BTDC, while standard spark timing of engine is 7° BTDC. Usage of pure bioethanol at the maximum compression ratio (13:1) have been resulting brake torque, brake power and BMEP is increases by 16.1%, 18.10% and 18.12%, while the CO and HC emissions were decreases by 75.5% and 17.24% in average respectively compared with gasoline. Nevertheless, the specific fuel consumption is increased by 115.8% at 2000-4000 rpm, 57.2% at 5000-6000 rpm and 23.5% at 7000-8000 rpm in average respectively.

**Key-words:** - injection duration, ignition timing, compression ratio, advance, pure bioethanol.

## 1. Introduction

Indonesia as an agrarian country have been redundant natural resources, especially in agriculture sector. It position was on equator region so all type of plants could be thrive. In this fact, development of vehicle fuel that it's the raw material from plant (biofuel) is potential. Replace fossil fuel as a main feeds to vehicles have been a major issue in the last decade because its availability has been limited year by year. It is caused by exploration activities have not found yet the new oil wells until recently. Moreover, it is needed high technology and costly to exploitation existing reserve [1]. As known that the use of fossil fuel led

to increases CO, HC, NO<sub>x</sub> and CO<sub>2</sub> emissions are harmful to human and environment [2].

Application of bioethanol as a fuel is a solution toward increases of greenhouse gas (GHG) and global warming. Experimentally, the oxygen content of bioethanol was predicted influence to reducing hydrocarbon emission significantly, even though its exhaust gas is less toxic [3]. Bioethanol was used as fuel by Henry Ford on vehicle Model T design, even Nicholas Otto was popularizing the bioethanol in transportation engine is very long time before used of fossil fuel widely [4]. Indonesia's fossil fuel stockpile will be vanished for 12 – 15 years from

now, so the alternative energy should be prepared [5], while the government of Indonesia has allocated 20% of bioethanol in all of energy consumption up to 2050 years [6].

The main objectives of this study are to find suitable the injection duration and ignition timing on variation of high compression ratio and evaluate the performance and emissions of engine when pure bioethanol (E100) is applied. Paloboran et al [7] has reviewed that application of gasoline-bioethanol blend up to 20% (E0-E20) in spark ignition engine is not needed any adjustment on engine. Meanwhile, the setting on compression ratio is required to accommodate the increased octane rating in mixture when 25-40% (E25-E40) of bioethanol with gasoline is used. The last one, simultaneous adjustment on prime combustion parameters namely; compression ratio, injection duration, ignition timing and air-fuel ratio should be rearrangement when percentage 50-100% (E50-E100) of bioethanol with gasoline is applied for high engine performance and low emissions.

This work is one of experimental series that conducted for investigate effect of the high concentration gasoline-bioethanol blending (E50-E100) on performance and emissions of mini spark ignition engine as a popular motorcycle in Indonesia. The reason is to existing research infrastructure as a supporting to government when the legislation about application of bioethanol is implemented.

## 2. Literature Review

Bioethanol as a fuel has been mostly applicable in spark ignition engine than compression engine because the properties of bioethanol is close to gasoline rather than diesel. The advantageous properties of bioethanol in spark engine are latent heat of vaporization that could be increasing volumetric efficiency, reducing the over cylinder temperature to minimize product of NO<sub>x</sub> emission [8]. Oxygen content of bioethanol led to speed of firing is increases and complete combustion is faster so the variation of cycle is low. It's also reducing CO and HC emissions and improve fuel efficiency [9]. The high laminar flame speed of bioethanol will shorten of combustion process to keep the stability of combustion so the heat loss will reduces to covering high of thermal efficiency [10]. Meanwhile, the high grade of octane bioethanol allowed to improving the compression ratio to

increasing power, torque, cylinder pressure and thermal efficiency [11].

In contrast, there are some drawback of bioethanol when applied in spark ignition engine. Reid vapour pressure of bioethanol cause the engine difficult to start in cold weather and aldehyde emissions tend to increases as well [12-14]. Aldehydes emission of bioethanol are also caused by presence of the hydroxyl (OH) compound in bioethanol that forming formaldehydes (HCHO) and acetaldehyde (CH<sub>3</sub>CHO) emissions. Amount of the aldehydes emissions in exhaust gas depend on concentration of bioethanol in the fuel, load of engine and percentage of oxygen in the fuel [15-18]. Aldehydes emissions by pure bioethanol fuel is higher than gasoline-bioethanol blend, but blending gasoline-bioethanol will produce higher NO<sub>x</sub> gas than pure bioethanol [19].

There were two strategies to overcome the cold start problems. Firstly, the temperature of air intake or fuels is increased before flowing into the combustion chamber. The second is using two fuel tanks which the gasoline fuel is used at the initial start to increases engine temperature before bioethanol fuel is applied [20]. Solubility of bioethanol in the water or otherwise are hundred percent so the engine material is damaged easily, particularly that made from metal and rubber [20]. Blending bioethanol and gasoline at various concentrations would be experience separation on the certain pressure and temperature. This problems could be attack with using isopropanol as co-solvent [21]. Heating value of bioethanol is lower than gasoline so produce of power and torque is low at equivalent injection volume. Therefore to increase the torque and engine power will be required higher injection volume by enlarging the hole of injector or times of the duration of injection is extended when the bioethanol is used.

The study about usage of bioethanol as a fuel have been investigated by many researchers with various aspect. Therefore, this study will try to revealing effect of application pure bioethanol on Indonesia's motorcycle at various high compression ratio. As mentioned earlier that the high octane number of bioethanol than gasoline is may to employing high compression ratio to generate high thermal efficiency as stated in the formula [22]:

$$\eta_{th} = 1 - \frac{1}{\gamma^{k-1}} \quad \dots (1)$$

Balki et al. [23] was studying combustion effect of methanol (M100), bioethanol (E100) and gasoline (E0) on characteristic of performance and emissions with various compression ratio, wide open throttle and constant engine speed. The

maximum of combustion efficiency was stand at 8.5:1 of compression ratio by value 97.57%, 99.26% and 99.45% for gasoline, bioethanol and methanol respectively. While the combustion efficiency tend to decrease when the compression ratio is increased. Therefore, the BMEP and BTE of bioethanol and methanol are increases as increase of compression ratio, but it is decrease for gasoline. This is caused by octane rating of alcohol fuel is higher than gasoline. Meanwhile, the CO and HC emissions decreases as increase the compression ratio, but at the maximum compression ratio (9.5:1) the emissions is increases. The reason is the ratio of surface of combustion chamber and cylinder volume is increases as increases of compression ratio so a part of hydrocarbon is unburnt.

Chelik MB [22] has showed power and torque of E50 is higher than those E25, E75 and E100 at 6:1 of compression ratio and 2000 RPM. The average of power of E50 will increases by 23% when the compression ratio setting at 10:1, and 29% higher than the gasoline on standard condition in range 1500-4000 RPM of engine speed. The CO emissions of E50 is decreases significantly as increases of the compression ratio, but CO<sub>2</sub>, HC and NO<sub>x</sub> emissions was increases slightly at the same condition. It is influenced by the ignition timing of engine standard is too advance so the fire is easy to extinct when the compression ratio is increases [24]. This study was supported by experiments of Farha et al [25-26] and Sudarmanta et al [27], but their subjects was presenting that the CO and HC emissions is decreases as increases both bioethanol percentage in gasoline and the compression ratio. It is because the ignition timing has been setting on the maximum brake torque condition.

Heating value of bioethanol only two-thirds compared with gasoline so specific fuel consumption of bioethanol is higher than gasoline at same power. Turkoz et al [28] have proved that the power and torque is higher when injection duration was extended with widening the hole of injector two times from the standard. Paloboran et al [29] has explained that the injection duration is required by 150-200% to obtain the maximum torque. In his study was also revealed that 200% of injection duration is needed at 2000-4000 rpm, 175% at 5000-6000 rpm and 150% at 7000-8000 rpm. Furthermore, the average power was sitting at the point by 12.62kW, 12.97kW and 13.28kW on 12, 12.5 and 13 of the compression ratio respectively, while the gasoline only was at 11.44kW. Then, CO and HC emission was significantly decrease when the compression ratio is increasing from 12 to 13 compared with gasoline. Those are 50-85% of CO

and 13-19% of HC along the increasing engine speed.

Ignition timing have a dominant impact on the performance and emissions of internal combustion engines, so it is should be re-adjusted when the compression ratio is changed [12]. Yucesu at al [30] studied effect of various ignition timing, relative air fuel ratio and compression ratio toward torque and BSFC on constant speed for E10, E20, E40 and E60. The study showed that the maximum torque and BSFC was on 26 BTDC at 8:1 of compression ratio, while at 10:1 of compression ratio was on 22 BTDC. It is proven that the ignition timing is retard as an increases of the compression ratio at the constant speed. The different subject has identified by Wannatong et al [31] that has investigated the ignition timing for each of percentage of gasoline-bioethanol blend at 10.5 of compression ratio and 5000 rpm. The result presenting that the ignition timing is advance as the percentage of bioethanol in the gasoline is increases. The methods to determine the maximum torque for various engine speed, fuel composition and compression ratio could be done by minimum spark ignition for maximum brake torque. This strategy has been done successfully by several researchers, that are; Sudarmanta et al [27], Costa R et al [24], Alexandru et al [32] and Yoon SH et al [33]. Their conclusion were stated that the ignition timing should be advance as an increases of engine speed, compression ratio and percentage of bioethanol. In addition, the studies that conducted by Binjuwair S [34] and Sayin C [35] showing that advanced of the ignition timing will increasing thermal efficiency and power as well as reducing the BSFC, HC and CO emissions.

### 3. Experimental Section

In the experimental study, a single cylinder 4-stroke, 150cc, port fuel injection and spark ignition engine was used. The general specification of the test engine are shown in table.1

An increase in the compression ratio can be done by installing a dome on top of cylinder, but to reduce in the compression ratio any suitable gasket can be applied. Effect of usage unleaded gasoline (E0) and pure bioethanol (E100) on performance and engine emissions have been investigated experimentally. The gasoline have RON by 92, while the bioethanol have specified with 120 of RON. The bioethanol was produced from cellulose by PT. Enero Mojokerto that is the biggest producer of bioethanol in Indonesia.

The experimental conditions are fully open throttle and in the range 2000-8000 rpm. The water brake dynamometer “DYNomite Land Sea” was applied as a regulator of rpm and strobotester “CS SINCRO-type DG 85” to measure the engine speed. Furthermore, a digital gas analyser was assembled at exhaust manifold, while the relative air fuel ratio was calculated with formula [37]:

$$\lambda = \frac{AFR_{actust}}{AFR_{stoic}} \quad (2)$$

Table 1: Engine test

Parameters	Standard
Engine type	4 Stroke, 4 Valve, 1 cyl
Bore	63,5 mm
Stroke	47,2 mm
Displacement vol.	149,5 mm
Compression ratio	11,0 : 1
Ignition system	Full transistorized
Maximum power	12,5kW/10000RPM
Maximum torque	13,1Nm/8000RPM
Intake valve open	5° BTDC, lifting 1 mm
Intake valve close	35° ABDC, lifting 1 mm
Exhaust valve open	35° BBDC, lifting 1 mm
Exhaust valve close	5° ATDC, lifting 1 mm
Valve Train	Chain, DOHC

The digital thermocouples have been installed to measure the local temperature, i.e. air intake and exhaust gas, engine temperature, cooler and water coolant temperature, as well as oil lubrication temperature. The electronic control unit (ECU) has been developed to accommodate all of parameter in the experiment. In initial of engine operation, unleaded gasoline was used firstly to overcome the cold start when bioethanol is applied. The gasoline has operated only on engine standard, i.e. 7° BTDC and at 11:1 of compression ratio, while the bioethanol has used on various ignition timing, duration injection and compression ratio.

Data retrieval is done in three stages, the firstly is mapping the injection duration in interval 25% in volume 100%-200%, the second is mapping the ignition timing on 10, 14, 18, 22 and 26 BTDC where the maximum torque of injection duration is already applied. Both of maximum torque of ignition timing and injection duration have been recorded in ECU system and all of experiment were runs on 2000 – 8000 rpm. The engine is running once again to find the best performance and emission of engine as a last one step. In the final stage, the maximum value of brake torque when mapping process has been put in.

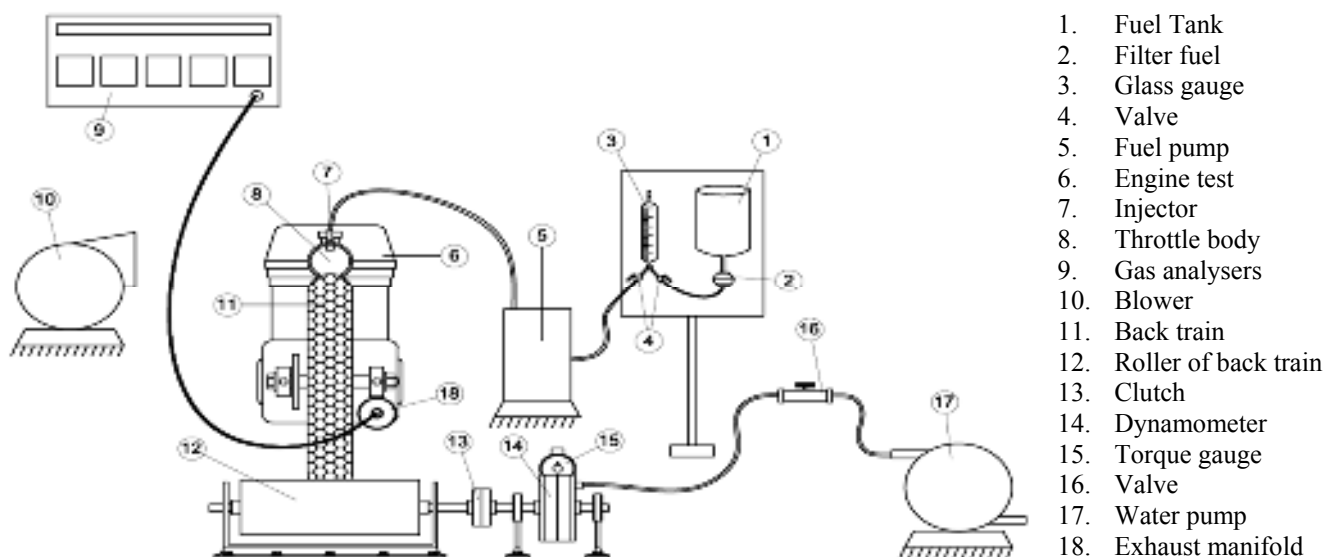


Figure 1: The engine test

## 4. Result and Discussion

### 4.1 Mapping the duration injection

Fig. 2-3 showed the result of mapping injection duration on various rpm and compression ratio. In early of engine started (2000-4000 rpm) is needed 200% of bioethanol injection. Furthermore, 150% of injection duration is needed on 5000-6000 rpm and 150% on 7000-8000 rpm respectively at all compression ratio. The situation caused by the

oxygen content of bioethanol could be help the complete combustion by substitute insufficient of air when the engine runs on low speed. The mass flow rate of bioethanol is decreases if the engine speed is increases. It is influenced by the evaporation process of bioethanol is better while the engine speed is faster, because the cylinder temperature has been increases. The maximum torque has been reach on 7000 rpm for all of fuel and compression ratio, i.e. 13.95Nm, 14.76Nm, 15.34Nm, 15.84Nm and 16.07Nm respectively.

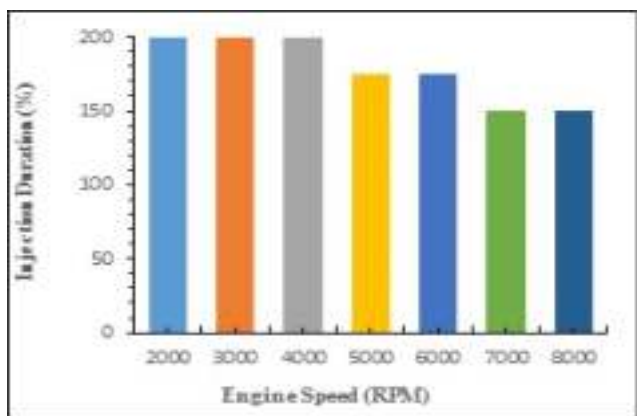


Figure 2. Maximum torque at varying injection duration

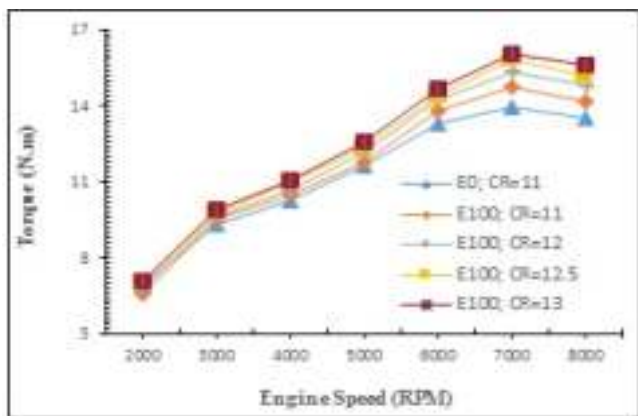


Figure 3. Mapping injection duration at varying RPM and CR

### 4.2 Mapping the ignition timing

Fig. 4-7 presented the mapping ignition timing process for all of compression ratio when pure bioethanol is used. The ignition timing is increases if the engine speed is increases to get the

maximum torque, i.e. 10° BTDC at 2000-3000 rpm, 14° BTDC at 4000-5000 rpm and 18° BTDC at 6000-8000 rpm, respectively. Meanwhile, at 22° and 26° BTDC is too advance, even its value is lower than gasoline, especially on high speed. The results has been confirmed to many previous studies that the ignition timing is advance when the compression ratio and engine speed is increases for usage of bioethanol. At the top of engine speed, the torque was decline because the combustion process was on lean mixture for all of CR. The average magnitude of increases of torque is 9.7%, 13.1% and 16.5% for 12, 12.5 and 13 of compression ratio respectively if compared with gasoline.

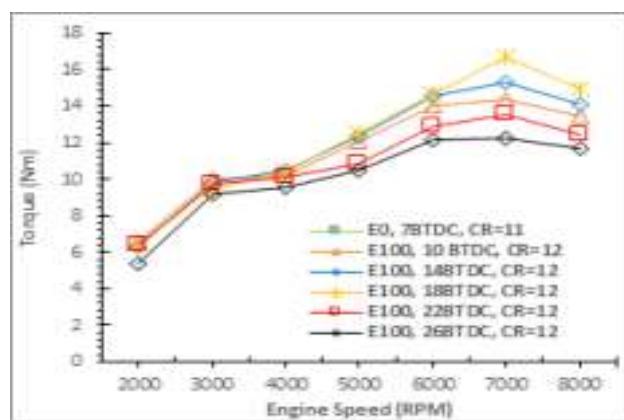


Figure 4. Mapping the ignition timing at CR=12 :1

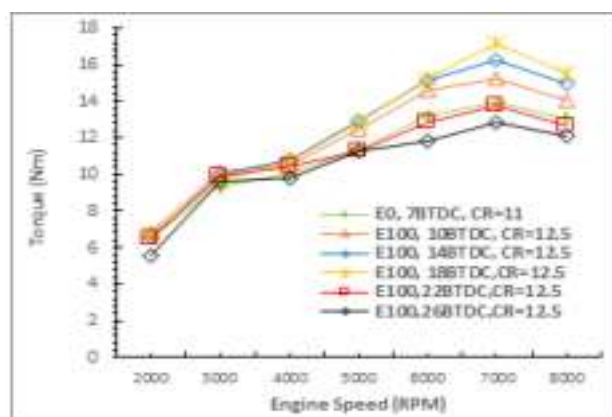


Figure 5. Mapping the ignition timing CR=12.5:1

### 4.3 Brake Power

Fig. 8-11 showed effect of various of speed and compression ratio on brake power for gasoline and

bioethanol. The brake power have a correlation with torque directly, as shown in an equation [37]:

$$BHP = 2\pi NT \left[ \frac{Nm}{s} \right] \dots (3)$$

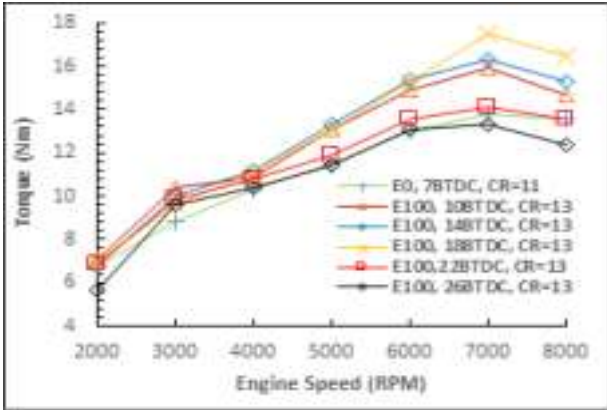


Figure 6. Mapping the ignition timing at CR=13:1

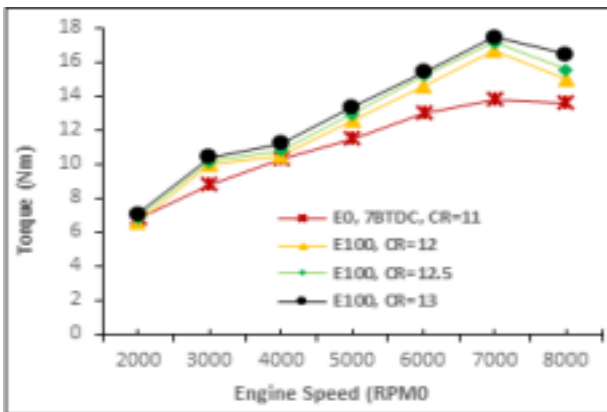


Figure 7: Torque on MBT at varying CR and engine speed

Where N is engine speed (revolution per second) and T is torque (Nm), so an increase of torque have direct impact on increase of brake power. Fig. 8-9 was explained that the brake power on 2000-4000 rpm is not significant among the fuel and ignition timing.

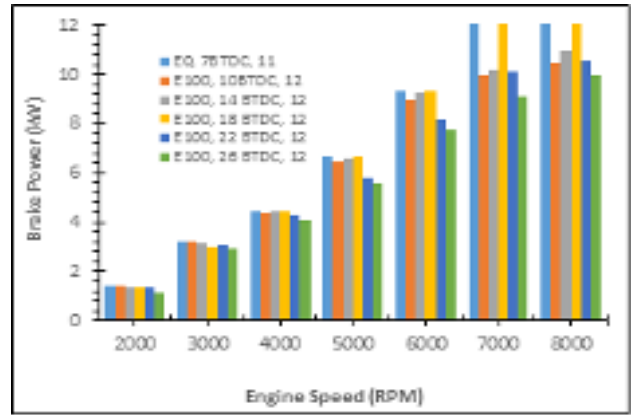


Figure 8. Brake power at various RPM and CR=12:1

The power started to different when speed of engine is above 5000 rpm, which in 18° BTDC of the ignition timing is superior with others, except at 12:1 of CR where the gasoline almost equal with bioethanol. This phenomena was affected by the high of heating value of gasoline so it power is higher than bioethanol, particularly at low speed and low compression ratio. Meanwhile, the high of latent heat of vaporization and octane rating of bioethanol was making the bioethanol is dominant at high speed and high compression ratio.

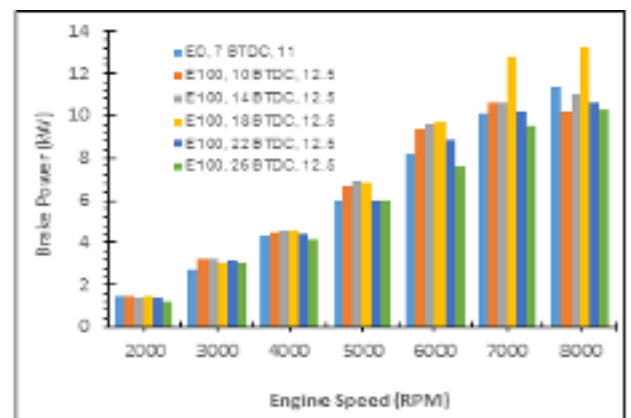


Figure 9. Brake power at various RPM and CR=12.5:1

Fig. 10 was presented similar trend with fig. 9, but they are different qualitatively, which there are brake power increases by 2.4% - 3% in average with increasing the compression ratio. Fig. 11 presents brake power on various compression ratio. The brake power would be increases as increases of speed by 5.7%, 20.2%, 10.5%, 18.02%, 20.5%, 28.8% and 23.2% for 13:1 of compression ratio if compared with gasoline. The maximum brake power of gasoline is 11.31kW, while 14.01kW by bioethanol.

### 4.4 Brake Mean Effective Pressure

Fig. 12-14 were provided effect of various ignition timing and speed of engine on brake mean effective pressure at 12, 12.5 and 13 of compression ratio. In general, the BMEP have a differences slightly when the engine is runs up to 4000 rpm for all of ignition timing. The BMEP will increases with increasing the engine speed, but it was on culmination point at 6000 rpm before going down continuously, except the 18 BTDC that increase consistently until 7000 rpm. A formula that expressing this condition is [38]:

$$BMEP = \frac{BHP \times z}{A \times L \times N \times i} \left[ \frac{N}{m^2} \right] \dots (4)$$

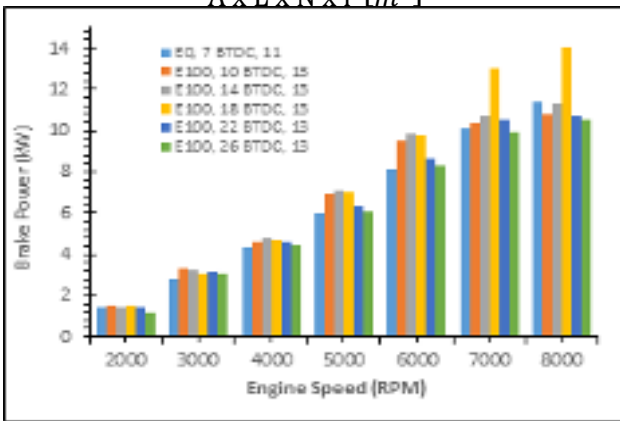


Figure 10. Brake power versus RPM at CR=13

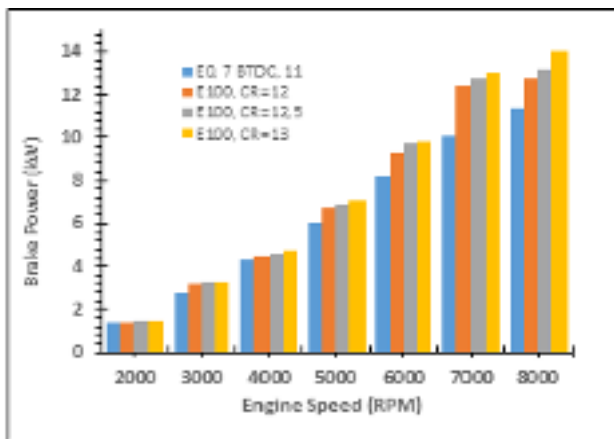


Figure 11. Brake power on MBT versus RPM and CR

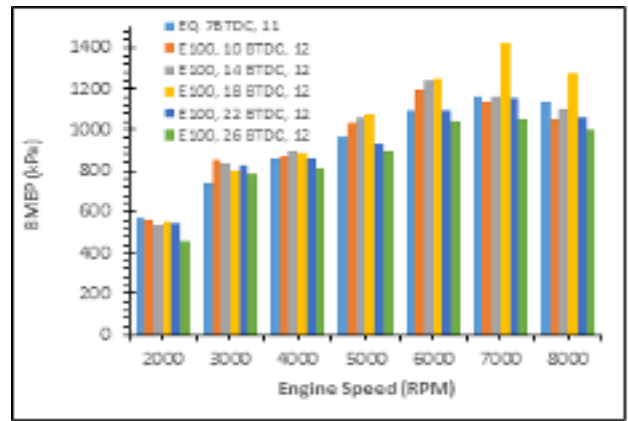


Figure 12. BMEP versus RPM at CR=12:1

Where  $z$  is a coefficient of motor,  $A$  is area of combustion chamber,  $L$  is length of stroke and  $i$  is amount of cylinder. The BMEP is a function of engine speed in reverse, so the BMEP would be decreases when the engine speed is too high. Unbalances of combustion process was the cause it, due to the lack of air intake into the combustion chamber, while the injection duration of fuel is steady. Furthermore, frictional losses was also triggered the reduction in value of BMEP that happened in high speed. Noted that the 22 and 26 BTDC of ignition timing is inferior to others, so it does effectiveness to apply at 12:1, 12.5:1 and 13:1 of CR when E100 is used.

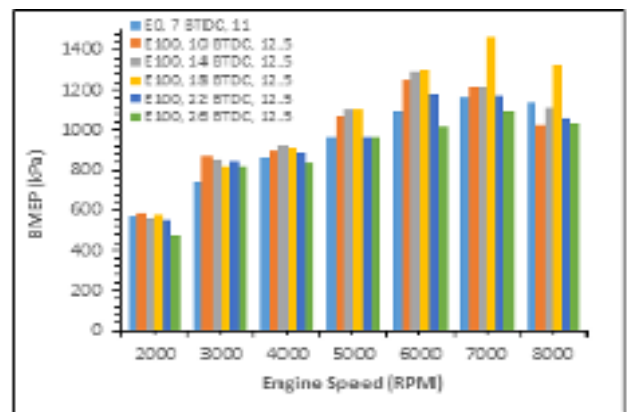


Figure 13. BMEP versus RPM at CR=12.5:1

Fig. 15 was explained the maximum value of BMEP distribution at each compression ratio and rpm for any ignition timing is 2000-3000 at 10° BTDC, 4000 at 14° BTDC and 5000-8000 at 18° BTDC for 12:1 of CR. Then, 2000-3000 at 10° BTDC, 4000-5000 at 14° BTDC and 6000-8000 at



18° BTDC for 12.5:1 of CR, Finally, 2000-3000 at 10° BTDC, 4000-6000 at 14° BTDC and 7000-8000 at 18° for 13 of CR. The average increases of maximum BMEP from engine standard to 13:1 of compression ratio is 19.4% when E100 is used.

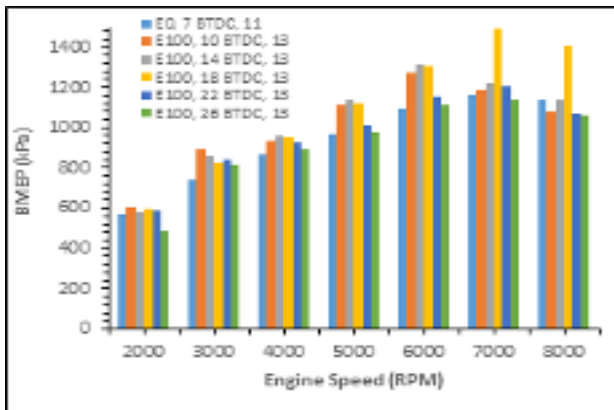


Figure 14. BMEP versus RPM at CR=13:1

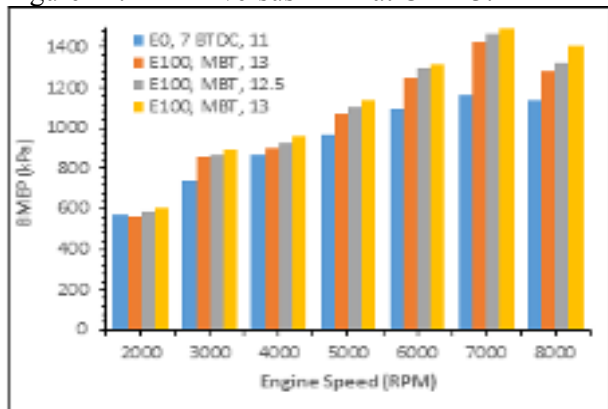


Figure 15. BMEP on MBT versus RPM and CR

#### 4.5 SFC and Thermal Efficiency

Addition of bioethanol into gasoline will reducing the heating value of fuels, therefore, high of mass flow rate of gasoline-bioethanol blend is required to obtain the same power instead of pure gasoline. Moreover, the low favour pressure of bioethanol has been lighters toward the increases of fuel consumption, especially at low engine speed when E100 is applied. Therefore, this situation would be better gradually with increase of engine speed. It is due to the cylinder temperature will increase as increase of speed, so the bioethanol fuel in combustion chamber will evaporate completely. Nevertheless, the torque and engine power will increases significantly when E100 is used as

mentioned previously. The SFC were showing the same trend line at all compression ratio, except at compression ratio 13:1 is less fuel consumption particularly when the engine runs close to maximum speed.

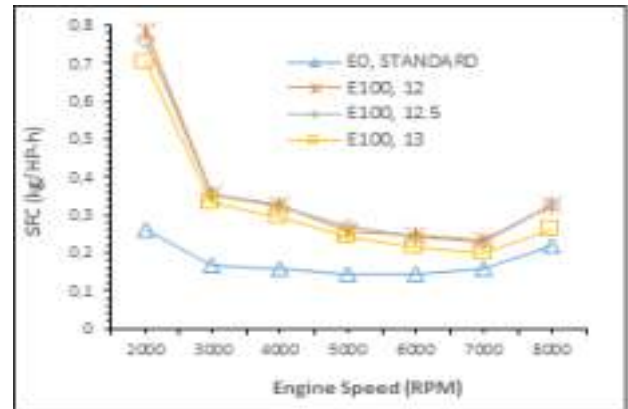


Figure 16. SFC on MBT versus RPM

As shown in fig. 16, the SFC decrease as the compression ratio increases, due to in the narrow combustion chamber will promote the combustion process [39]. When the speed of engine was on 7000 rpm, the SFC started to increases because the volumetric efficiency is decrease with increase of temperature and cylinder pressure so the combustion process are in rich mixture condition. At the optimum point (7000 rpm), the specific fuel consumption of E100 at 12:1, 12.5:1 and 13:1 of compression ratio were 0.231 kg/HP-h, 0.229 kg/HP-h and 0.201 kg/HP-h respectively. Meanwhile, at the engine standard the SFC is 0.145 kg/HP-h at the 5000-6000 rpm when the gasoline was burned.

Brake thermal efficiency expressed the ability of combustion system to optimize potential energy of fuel and it converted become mechanic output. Commonly, the BTE is stated in formulation [40]:

$$\text{BTE} = \frac{3600 \times \text{BHP}}{\text{Fuel Consumption} \times \text{LHV}} \quad \dots (5)$$

Fig. 17 display the BTE values of various compression ratio in the MBT, which is BTE increased with engine speed until 7000 rpm for E100 and 5000 rpm for E0 in all the compression ratio. In this position, the maximum BTE was on 39.6%, 43.10%, 43.41% and 49.53% when 11:1, 12:1, 12.5:1 and 13:1 of CR were applied for E0 and E100 respectively. Neat gasoline have higher BTE value than pure bioethanol at engine speed less than 7000 rpm. It is caused by heating value of gasoline is higher than bioethanol. Meanwhile, above 7000

rpm, the BTE of gasoline is lower than bioethanol. It is influenced by; the first is oxygen content of bioethanol cause the oxidation process of the fuel increases at high rpm.

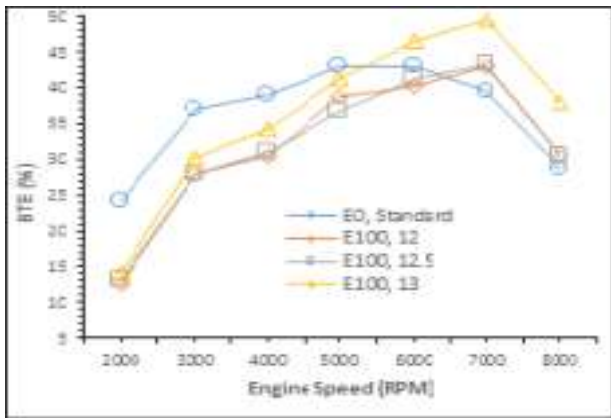


Figure 17. BTE on MBT versus RPM

The second is the favour pressure of bioethanol will increases at high engine speed so the fuel is evaporate easily. The third is latent heat of vaporization will absorb a partial heat in cylinder during the evaporating process so the charge could be compressed easily when the speed of engine is high. In average, increases of BTE as increase the compression ratio is 0.31% and 6.44% respectively, when E100 is used.

#### 4.6 The CO and HC Emission

Fig. 18 showed effect of compression ratio and speed of engine on carbon monoxide emission. Usage of bioethanol as a fuel would be reducing CO emission significantly. It is due to the high oxygen content of bioethanol will making the process was in the stoichiometric condition, so the CO emission is low with complete combustion in the chamber. Moreover, existence of oxygen in the mixture is effective to handle increases of CO especially at high engine speed. In this situation, the pressure and temperature of cylinders will increases so the mass flow rate of air is less. In this study, the CO emission is gradually increased at above 6000 rpm, but it was sharply increased at the same speed when the neat gasoline is applied. In addition, suitable on ignition timing has been also contributed in reducing the CO toxics. As known, the CO and HC emission is also low at high compression ratio because value of cylinder temperature and turbulence effect of charge is increases if

combustion chamber is narrow. In average, the reduction of CO emissions that based on standard condition (E0, 11:1) with increases of compression ratio are 52.8%, 63.1% and 75.4% respectively.

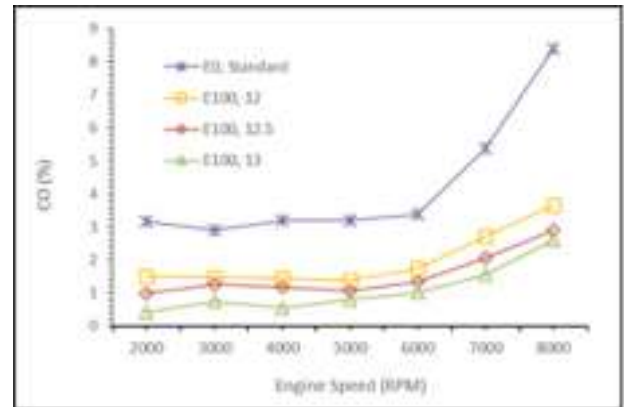


Figure 18. CO on MBT versus RPM

Fig. 19 explained effect of various compression ratio and speed of engine on HC emission. In general, increase of HC emission caused by insufficient of air in the combustion process, so consideration to usage of bioethanol as a oxygenate fuel has been a solution to overcome the problems. Besides that the advances of ignition timing when increases of octane number have impact on ignition delay which is longer so intake of air into cylinder is increases. The minimum HC emission with increasing the compression ratio are 70 ppm, 67 ppm and 63ppm respectively. Meanwhile, decreasing the HC emission that started on engine standard to maximum compression ratio are 10.9%, 29.9% and 41.2%, in average.

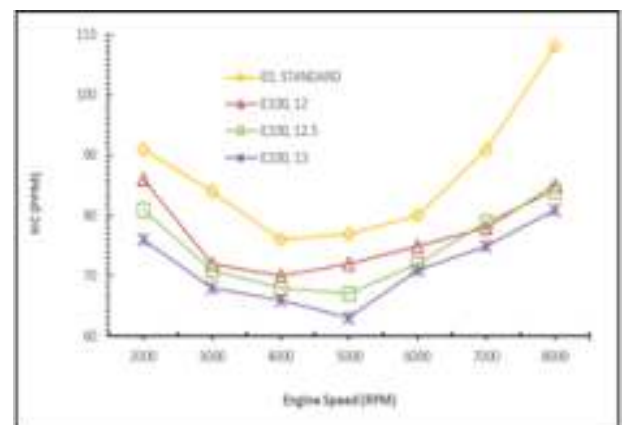


Figure 19. HC on MBT versus RPM

## 5. Conclusion

The increases of power and torque on spark ignition engine is not significant when E100 is used if compared with gasoline fuel on engine standard. In average, the power of engine standard with gasoline fuels is 6.31kW, while on engine that have advances is 7.65kW when E100 is burned at compression ratio by 13:1 or increases about 21.30% from the standard. Meanwhile, the average increase of power with increase of each of compression ratio are 0.238kW and 0.233kW respectively when E100 is applied.

In opposite, the usage of ethanol both as pure fuel and blending with gasoline is reducing CO and HC emissions effectively. Products of CO and HC emission is 1.10% and 71.43ppm when the engine is runs at 13:1 of compression ratio. While, the CO and HC emission on standard engine is 4.23% and 86.71ppm or decreases about 74% and 17.62%, in average if compared with bioethanol.

In this study, mapping process of the injection duration and ignition timing has conducted with combination methods i.e. minimum advance for maximum brake torque and move or rearrangements the point of ignition timing to any point that have fixed before (advanced). This methods is effective to increase performance of engine until on top of engine speed. On mapping of injection duration have found that the best of injection duration is 150%-175% among the engine speed at all of compression ratio. Meanwhile, on the ignition timing mapping process known that the best of ignition timing was on 10°, 14° and 18° BTDC at all of compression ratio when E100 is used. The best of ignition timing tend to increase as increases of engine speed which is 10° BTDC at 2000-4000 rpm, 14° BTDC at 5000-6000 rpm and 18° BTDC at 7000-8000 rpm, respectively.

The result of this study has proved that CO and HC emission is decreases significantly when ethanol is applied in small spark ignition engine with varying high of compression ratio. As a research series, usage of bioethanol with high concentration in gasoline (E50, E70 and E85) has been a target on the next study, to finding the best of each of bioethanol percentage. Then, all of the result will proposed to Indonesia government for application of bioethanol widely.

#### References

1. Havard Devold, *An introduction to oil and gas production, transport, refining and petrochemical industry*, Oil and gas production handbook, ISBN 978-82-997886-3-2, Oslo, 2013
2. Mustafa Balat, Havva Balat, "Recent trends in global production and utilization of bio-ethanol fuel", Elsevier, Applied Energy, Vol. 86, 2009, pp. 2273-2282
3. Alvydas Pikūnas, Saugirdas Pukalskas, and Juozas Grabys, "Influence of composition of gasoline-ethanol blends on parameters of internal combustion engines", Journal of KONES Internal Combustion Engines, Vol. 10, n.3-4, 2003, pp. -
4. Mustafa Balat, Havva Balata and Cahide OZ , "Progress in bioethanol processing", Elsevier, Progress in Energy and Combustion Science, Vol. 34, 2007, pp. 551-573
5. Dewan Energi Nasional, *Outlook energy Indonesia 2014*", Jakarta-Indonesia, 2014
6. Saleh Abdulrahman, *Outlook energy Indonesia 2015*", Sekretaris Jenderal Dewan Energi Nasional, ISSN: 2503-1597, Jakarta-Indonesia, 2016
7. Marth EN Paloboran, Bambang Sudarmanta, I Nyoman Sutantra, "Performances and emissions characteristics of three main types composition of gasoline-ethanol blended in spark ignition engines", Prize Worthy Prize, International Review of Mechanical Engineering, Vol. 7, n. 7, 2016, pp. 432-442
8. BM Masum, H.H.Masjuki, M.A.Kalam, I.M.Rizwanul Fattah, S.M. Palash and M.J.Abedin, "Effect of ethanol-gasoline blend on NOx emission in SI engine", Elsevier, Renewable and Sustainable Energy Reviews, Vol. 24, 2013, pp. 209-222
9. Karl Erick Egaback-AVL MTC, *Blending of ethanol in gasoline for spark ignition engines*, Problem Inventory and Evaporative Measurements, Stockholm University, Sweden, 2005
10. Yuan Zhuang, Guang Hong and Jianguo Wang, "Preliminary investigation to combustion in a SI engine with direct ethanol injection and port gasoline injection (EDI+GPI)", 18th Australasian Fluid Mechanics Conference, Launceston, Australia, 3-7 December 2012
11. Cenk Sayin and Mustafa Kemal Balki, "Effect of compression ratio on the emission, performance and combustion characteristics of a gasoline engine fueled with iso-butanol/gasoline blends", Elsevier, Energy, Vol. 82, 2015, pp. 550-555
12. Amit Kumar Thakur, Ajay Kumar, Kaviti, Roopesh Mehra and K.K.S. Mer, "Progress in performance analysis of ethanol-gasoline

- blends on SI engine*”, Elsevier, Renewable and Sustainable Energy Reviews, Vol. 69, 2016, pp. 324-340
13. Rong-Hong Chen, Li-Bin Chiang, Chung-Nan Chen and Ta-Hui Lin, “Cold-start emissions of an SI engine using ethanol gasoline blended fuel”, Elsevier, Applied Thermal Engineering, Vol. 31, 2011, pp. 1463-1467
  14. M. Clairotte, T.W. Adam, A.A. Zardini, U. Manfredi, G. Martini, A. Krasenbrink, A. Vicet, E. Tournié and C. Astorga, “Effects of low temperature on the cold start gaseous emissions from light duty vehicles fuelled by ethanol-blended gasoline”, Elsevier, Applied Energy, Vol. 102, 2012, pp. 44-54
  15. Musaab O. El-Faroug, Fuwu Yan, Maji Luo and Richard Fiifi Turkson, “Spark ignition engine combustion, performance and emission products from hydrous ethanol and its blends with gasoline”, Energies, Vol. 9, n. 984, 2016, pp. 1-24
  16. AVL MTC, Investigation on emission effects of alternative fuels, the Norwegian Environment Agency, Sweden, 2015
  17. S.G. Pouloupoulos, D.P. Samaras and C.J. Philippopoulos, “Regulated and unregulated emissions from an internal combustion engine operating on ethanol-containing fuels”, Elsevier, Atmospheric Environment, Vol. 35, 2001, pp. 4399-4406
  18. Sergio Manzetti and Otto Andersen, “A review of emission products from bioethanol and its blends with gasoline. Background for new guidelines for emission control”, Elsevier, Fuel, Vol. 140, 2014, pp. 293-301
  19. Larry G. Anderson, “Effects of using renewable fuels on vehicle emissions”, Elsevier, Renewable and Sustainable Energy Reviews, Vol. 47, 2015, pp. 162-172
  20. N. Jeuland, X. Montagne1 and X. Gautrotet, “Potentiality of ethanol as a fuel for dedicated engine”, Oil & Gas Science and Technology – Rev. IFP, Vol. 59, No. 6, 2004, pp. 559-570
  21. C. Ananda Srinivasan and C.G. Saravanan, “Study of combustion characteristics of an SI engine fuelled with ethanol and oxygenated fuel additives”, Journal of Sustainable Energy & Environment, Vol. 1, 2010, pp. 85-91
  22. M. Bahattin Celik, “Experimental determination of suitable ethanol-gasoline blend rate at high compression ratio for gasoline engine”, Elsevier, Applied Thermal Engineering, Vol. 28, 2007, pp. 396-404
  23. Mustafa Kemal Balki and Cenk Sayin, “The effect of compression ratio on the performance, emissions and combustion of an SI (spark ignition) engine fuelled with pure ethanol, methanol and unleaded gasoline”, Elsevier, Energy, Vol. 71, 2014, pp. 194-201
  24. Rodrigo C. Costa and José R. Sodr e, “Compression ratio effects on an ethanol/gasoline fuelled engine performance”, Elsevier, Applied Thermal Engineering, Vol. 3, 2010, pp. 278-283
  25. Farha Tabassum Ansari, Abhishek Prakash Verma and Alok Chaube, “Effect on Performance and Emissions of SI Engine Using Ethanol as Blend Fuel Under Varying Compression Ratio”, International Journal of Engineering Research & Technology (IJERT), Vol. 2, n. 12, 2013, pp. 848-864
  26. Farha Tabassum Ansari1 and Abhishek Prakash Verma, “Experimental determination of suitable ethanol-gasoline blend for Spark ignition engine”, International Journal of Engineering Research & Technology (IJERT), Vol. 1, n. 5, 2012, pp. 1-10
  27. Bambang Sudarmanta, Bambang Junipitoyo, Ary Bachtiar Krisna Putra and I Nyoman Sutantra, “Influence of the compression ratio and ignition timing on sinjai engine performance with 50% bioethanol-gasoline blended fuel”, ARPN Journal of Engineering and Applied Sciences, Vol. 11, n. 4, 2016, pp. 2768-2774
  28. Necati T rk z, Baris Erkus, M. Ihsan Karamangil, Ali Surmen and Nurullah Arslanoglu, “Experimental investigation of the effect of E85 on engine performance and emissions under various ignition timings”, Elsevier, Fuel, Vol. 115, 2013, pp. 826-832
  29. Marth EN Paloboran, Renno FD Dharmawan, Bambang Sudarmanta and I Nyoman Sutantra, “Effect of various of high compression ratio and injection duration on performance and emissions for Indonesian motorcycle with pure ethanol fuelled”, Journal DYNA Energia, 2017
  30. H. Serdar Yucesu, “Comparative study of mathematical and experimental analysis of spark ignition engine performance used ethanol-gasoline blend fuel”, Elsevier, Applied Thermal Engineering, Vol. 27, 2007, pp. 358-368
  31. S. Phuangwongtrakul, K. Wannatong, T. Laungnarutai and W. Wechsato, “Suitable Ignition Timing and Fuel Injection Duration for Ethanol-Gasoline Blended Fuels in a Spark Ignition Internal Combustion Engine”, Proc. of the Intl. Conf. on Future Trends in Structural,

- Civil, Environmental and Mechanical Engineering – FTSCEM, 2013, pp. 39-42
32. Alexandru Radu, Constantin PANA and Niculae NEGURESCU, “*An experimental study on performance and emission characteristics of a bioethanol fuelled SI engine*”, U.P.B. Sci. Bull., Series D, Vol. 76, n. 1, 2014, pp. 193-200
  33. Seung Hyun Yoon and Chang Sik Lee, “*Effect of undiluted bioethanol on combustion and emissions reduction in a SI engine at various charge air conditions*”, Elsevier, Fuel, Vol. 97, 2012, pp. 887–890,
  34. Saud Binjuwair and Abdullah Alkudsi, “*The effects of varying spark timing on the performance and emission characteristics of a gasoline engine: A study on Saudi Arabian RON91 and RON95*”, Elsevier, Fuel, Vol. 180, 2016, pp. 558–564
  35. Cenk Sayin, “*The impact of varying spark timing at different octane numbers on the performance and emission characteristics in a gasoline engine*”, Elsevier, Fuel, Vol. 97, 2012, pp. 856–861
  36. Stephen R Turns, *An introduction to combustion, Concept and application*, second edition, McGraw-Hill, 2000
  37. John B. Heywood, *Internal combustion engine fundamentals*, McGraw-Hill, 1998
  38. Goering et al, *Engine Performance Measures*”, *Off road vehicle engineering principles*, American Society of Agricultural Engineers, 2003, Ch 4
  39. Gholamhassan Najafi, Barat Ghobadian, Talal Yusaf, Seyed Mohammad Safieddin Ardebili and Rizalman Mamat, “*Optimization of performance and exhaust emission parameters of a SI (spark ignition) engine with gasoline-ethanol blended fuels using response surface methodology*”, Elsevier, Energy, Vol. xxx, 2015, pp. 1-15
  40. B.M. Masum, H.H. Masjuki, M.A. Kalam, S.M. Palash and M. Habibullah, “*Effect of alcohol-gasoline blends optimization on fuel properties, performance and emissions of a SI engine*”, Elsevier, Journal of Cleaner Production, Vol. 86, 2014, pp. 230-237