



# *forests*

an Open Access Journal by MDPI

[Sign In / Sign Up \(/user/login\)](#)[Submit \(https://susy.mdpi.com/user/manuscripts/upload?journal=forests\)](https://susy.mdpi.com/user/manuscripts/upload?journal=forests)

### Search for Articles:

### Advanced Search

[Journals \(/about/journals\)](#) / [Forests \(/journal/forests\)](#) / [Editorial Board](#)**forests**[\(/journal/forests\)](#) **3.282**

CITESCORE

4.0

[Forests \(/journal/forests/stats\)\(https://www.scopus.com/sourceid/21100219934?origin=sbrowse\)](#)[Review for Forests \(https://susy.mdpi.com/volunteer/journals/review\)](https://susy.mdpi.com/volunteer/journals/review)

## Journal Menu

### ► Journal Menu

- [Forests Home \(/journal/forests\)](#)
- [Aims & Scope \(/journal/forests/about\)](#)
- [Editorial Board \(/journal/forests/editors\)](#)
- [Reviewer Board \(/journal/forests/submission\\_reviewers\)](#)
- [Topical Advisory Panel \(/journal/forests/topical\\_advisory\\_panel\)](#)
- [Instructions for Authors \(/journal/forests/instructions\)](#)
- [Special Issues \(/journal/forests/special\\_issues\)](#)
- [Sections & Collections \(/journal/forests/sections\)](#)
- [Article Processing Charge \(/journal/forests/apc\)](#)
- [Indexing & Archiving \(/journal/forests/indexing\)](#)
- [Editor's Choice Articles \(/journal/forests/editors\\_choice\)](#)
- [Most Cited & Viewed \(/journal/forests/most\\_cited\)](#)
- [Journal Statistics \(/journal/forests/stats\)](#)
- [Journal History \(/journal/forests/history\)](#)
- [Journal Awards \(/journal/forests/awards\)](#)
- [Conferences \(/journal/forests/events\)](#)
- [Editorial Office \(/journal/forests/editorial\\_office\)](#)

## Journal Browser

### ► Journal Browser

- > [Forthcoming issue \(/1999-4907/13/9\)](#)
- > [Current issue \(/1999-4907/13/8\)](#)

[Vol. 13 \(2022\) \(/1999-4907/13\)](#)

[Vol. 12 \(2021\) \(/1999-4907/12\)](#)

[Vol. 11 \(2020\) \(/1999-4907/11\)](#)

[Vol. 10 \(2019\) \(/1999-4907/10\)](#)

[Vol. 9 \(2018\) \(/1999-4907/9\)](#)

[Vol. 8 \(2017\) \(/1999-4907/8\)](#)

[Vol. 7 \(2016\) \(/1999-4907/7\)](#)

[Vol. 6 \(2015\) \(/1999-4907/6\)](#)



[Vol. 5 \(2014\) \(/1999-4907/5\)](#)

[Vol. 4 \(2013\) \(/1999-4907/4\)](#)

[Vol. 3 \(2012\) \(/1999-4907/3\)](#)

[Vol. 2 \(2011\) \(/1999-4907/2\)](#)

[Vol. 1 \(2010\) \(/1999-4907/1\)](#)

[\(toggle desktop layout cookie\)](#)  



## Editorial Board

### • **Editorial Board**

- **[Forest Ecology and Management Section \(/journal/forests/sectioneditors/Ecology\\_Management\)](/journal/forests/sectioneditors/Ecology_Management)**
- **[Forest Ecophysiology and Biology Section \(/journal/forests/sectioneditors/Ecophysiology\\_Biology\)](/journal/forests/sectioneditors/Ecophysiology_Biology)**
- **[Forest Economics, Policy, and Social Science Section \(/journal/forests/sectioneditors/Forest\\_Economics\\_Policy\\_Social\\_Science\)](/journal/forests/sectioneditors/Forest_Economics_Policy_Social_Science)**
- **[Forest Inventory, Modeling and Remote Sensing Section \(/journal/forests/sectioneditors/forest\\_inventory\\_modeling\\_remote\\_sensing\)](/journal/forests/sectioneditors/forest_inventory_modeling_remote_sensing)**
- **[Wood Science and Forest Products Section \(/journal/forests/sectioneditors/Wood\\_Science\)](/journal/forests/sectioneditors/Wood_Science)**
- **[Genetics and Molecular Biology Section \(/journal/forests/sectioneditors/genetics\\_molecular\\_biology\)](/journal/forests/sectioneditors/genetics_molecular_biology)**
- **[Forest Operations and Engineering Section \(/journal/forests/sectioneditors/forest\\_operations\\_engineering\)](/journal/forests/sectioneditors/forest_operations_engineering)**
- **[Natural Hazards and Risk Management Section \(/journal/forests/sectioneditors/natural\\_hazards\\_risk\\_management\)](/journal/forests/sectioneditors/natural_hazards_risk_management)**
- **[Forest Health Section \(/journal/forests/sectioneditors/forest\\_health\)](/journal/forests/sectioneditors/forest_health)**
- **[Urban Forestry Section \(/journal/forests/sectioneditors/urban\\_forestry\)](/journal/forests/sectioneditors/urban_forestry)**
- **[Forest Biodiversity Section \(/journal/forests/sectioneditors/forest\\_biodiversity\)](/journal/forests/sectioneditors/forest_biodiversity)**
- **[Forest Hydrology Section \(/journal/forests/sectioneditors/forest\\_hydrology\)](/journal/forests/sectioneditors/forest_hydrology)**
- **[Forest Soil Section \(/journal/forests/sectioneditors/forest\\_soil\)](/journal/forests/sectioneditors/forest_soil)**
- **[Forest Meteorology and Climate Change Section \(/journal/forests/sectioneditors/forest\\_meteorology\)](/journal/forests/sectioneditors/forest_meteorology)**

### Editors (15)



**Prof. Dr. Timothy A. Martin**

**Website** (<http://sfrc.ufl.edu/people/faculty/martin/>) **SciProfiles** (<https://sciprofiles.com/profile/490599>)

*Editor-in-Chief*

School of Forest Resources and Conservation, PO Box 110410, University of Florida, Gainesville, FL 32611-0410, USA

**Interests:** tree ecophysiology; forest biology; silviculture; stand dynamics; carbon sequestration; water relations

**Special Issues, Collections and Topics in MDPI journals**

---



**Dr. Cate Macinnis-Ng**

**Website** (<https://profiles.auckland.ac.nz/c-macinnis-ng>) **SciProfiles** (<https://sciprofiles.com/profile/276004>)

*Editor-in-Chief*

Department of Biological Sciences, Faculty of Science, University of Auckland, Private Bag 92019, Auckland 1142, New Zealand

**Interests:** plant ecophysiology; carbon and water cycles; forest function; global change

**Special Issues, Collections and Topics in MDPI journals**

---



**Prof. Dr. Giacomo Alessandro Gerosa \***

**Website** ([http://docenti.unicatt.it/ita/giacomo\\_alessandro\\_gerosa/](http://docenti.unicatt.it/ita/giacomo_alessandro_gerosa/)) **SciProfiles** (<https://sciprofiles.com/profile/291750>)

*Section Editor-in-Chief*

Department of Mathematics and Physics, Catholic University of Brescia, I-25121 Brescia, Italy

**Interests:** atmospheric pollution; atmospheric chemistry and physics; ozone and particle deposition; negative effects on vegetation; exposure and dose; risk assessment

\* Section: Forest Meteorology and Climate Change

**Special Issues, Collections and Topics in MDPI journals**

---



**Prof. Dr. Víctor Resco de Dios \***

**Website** (<https://vicsres.github.io/>) **SciProfiles** (<https://sciprofiles.com/profile/296701>)

*Section Editor-in-Chief*

1. Department of Crop and Forest Sciences and Agrotecnio Center, Universitat de Lleida, 25198 Lleida, Spain

2. School of Life Sciences and Engineering, Southwest University for Science and Technology, Mianyang 621010, China

**Interests:** wildfire; flammability; forests; pyro-physiology; plant-water relations; circadian ecology

\* Section: Natural Hazards and Risk Management

**Special Issues, Collections and Topics in MDPI journals**

---



**Prof. Dr. Rodolfo Picchio \***

**Website** ([https://www.unitus.it/it/dipartimento/dafne/conservazione-e-restauro-dellambiente-forestale-e-difesa-del-suolo/articolo/insegnamenti-attivi-del-corso4?www-command=docenti-getIDHTML&aa\\_off=2017&id=603](https://www.unitus.it/it/dipartimento/dafne/conservazione-e-restauro-dellambiente-forestale-e-difesa-del-suolo/articolo/insegnamenti-attivi-del-corso4?www-command=docenti-getIDHTML&aa_off=2017&id=603)) **SciProfiles** (<https://sciprofiles.com/profile/32261>)

*Section Editor-in-Chief*

Department of Agricultural and Forest Sciences, University of Tuscia, Via S. Camillo de Lellis, 01100 Viterbo, Italy

**Interests:** forest utilization; logging activities; reduced-impact logging; sustainable forest management; forest restoration systems

\* Section: Forest Operations and Engineering

**Special Issues, Collections and Topics in MDPI journals**

---



**Prof. Dr. Young-Seuk Park \***

**Website** (<http://ecoinfo.khu.ac.kr>) **SciProfiles** (<https://sciprofiles.com/profile/23490>)

*Section Editor-in-Chief*

Ecology and Ecological Informatics, Department of Biology, Kyung Hee University, Seoul 02447, Korea

**Interests:** ecological modeling; community ecology; ecosystem monitoring and assessment; invasion biology; aquatic ecosystem management


\* Section: Forest Health

**Special Issues, Collections and Topics in MDPI journals**

---



Dr. Carol A. Loopstra \*

 [Website \(https://eccb.tamu.edu/people/loopstra-carol/\)](https://eccb.tamu.edu/people/loopstra-carol/) [SciProfiles \(https://sciprofiles.com/profile/292366\)](https://sciprofiles.com/profile/292366)

Section Editor-in-Chief

Department of Ecology and Conservation Biology, Texas A&M University, MS 2258, College Station, TX 77843-2258, [toggle desktop layout cookie](#)  

**Interests:** conifer genomics; tree improvement; drought resistance; gene expression, wood development; dendrology

\* Section: Genetics and Molecular Biology

[Special Issues, Collections and Topics in MDPI journals](#)

---



Dr. Olga Viedma \*

[Website \(https://scholar.google.com/citations?hl=es&user=iLs52w4AAAAJ&view\\_op=list\\_works&sortby=pubdate\)](https://scholar.google.com/citations?hl=es&user=iLs52w4AAAAJ&view_op=list_works&sortby=pubdate)

[SciProfiles \(https://sciprofiles.com/profile/453864\)](https://sciprofiles.com/profile/453864)

Section Editor-in-Chief

Department of Environmental Sciences, University of Castilla-La Mancha, Avda. Carlos III, 45071 Toledo, Spain

**Interests:** forest fires; land use–land cover changes; wildfire modelling; fire severity; regeneration; remote sensing; LiDAR; GIS

\* Section: Forest Inventory, Modeling and Remote Sensing

[Special Issues, Collections and Topics in MDPI journals](#)

---



Prof. Dr. Angela Lo Monaco \*

[Website \(https://moodle.unitus.it/moodle/libretti/dettagli\\_docente.php?iddocente=438\)](https://moodle.unitus.it/moodle/libretti/dettagli_docente.php?iddocente=438) [SciProfiles \(https://sciprofiles.com/profile/426394\)](https://sciprofiles.com/profile/426394)

Section Editor-in-Chief

Department of Agriculture and Forest Science, University of Tuscia, Via San Camillo de Lellis snc, 01100 Viterbo, Italy

**Interests:** wood characterisation; wood anatomy; wood modification; wood coating; mechanical testing; physical testing; wood properties; wood quality; tree growth; forest products; forest resource management; sustainability; wood in cultural heritage; wood in religious art

\* Section: Wood Science and Forest Products

[Special Issues, Collections and Topics in MDPI journals](#)

---



Prof. Dr. Luis Diaz-Balteiro \*

[Website \(http://www.balteiro.com/en\)](http://www.balteiro.com/en) [SciProfiles \(https://sciprofiles.com/profile/68827\)](https://sciprofiles.com/profile/68827)

Section Editor-in-Chief

Department of Forest and Environmental Engineering and Management, Universidad Politécnica de Madrid, Madrid, Spain

**Interests:** forest management; forest sustainability; multi-criteria decision-making techniques

\* Section: Forest Economics, Policy, and Social Science

[Special Issues, Collections and Topics in MDPI journals](#)

---



Prof. Dr. Stefan Arndt \*

[Website \(https://stefanarndt.wordpress.com/\)](https://stefanarndt.wordpress.com/) [SciProfiles \(https://sciprofiles.com/profile/746178\)](https://sciprofiles.com/profile/746178)

Section Editor-in-Chief

School of Ecosystem and Forest Sciences, The University of Melbourne, 500 Yarra Boulevard, Richmond, VIC 3121, Australia

**Interests:** plant ecophysiology; stress physiology; drought tolerance; water relations; forest growth and carbon balance; trace gas emissions

\* Section: Forest Ecophysiology and Biology

---



Dr. Damian C. Adams \*

[Website \(http://sfrc.ufl.edu/people/faculty/adams\)](http://sfrc.ufl.edu/people/faculty/adams) [SciProfiles \(https://sciprofiles.com/profile/62367\)](https://sciprofiles.com/profile/62367)

Section Editor-in-Chief

Natural Resource Economics & Policy, School of Forest Resources & Conservation, University of Florida, Gainesville, FL 32611, USA

**Interests:** forest policy; ecosystem services; forest economics; natural resources

\* Section: Forest Economics, Policy, and Social Science

[Special Issues, Collections and Topics in MDPI journals](#)

---

Prof. Dr. Eric J. Jokela

[Website \(http://sfrc.ufl.edu/people/faculty/jokela/\)](http://sfrc.ufl.edu/people/faculty/jokela/) [SciProfiles \(https://sciprofiles.com/profile/961\)](https://sciprofiles.com/profile/961)

Founding Editor-in-Chief



**Dr. Libby Pinkard \***

**Website** (<http://people.csiro.au/PL/Libby-Pinkard>) **SciProfiles** (<https://sciprofiles.com/profile/67713>)

*Founding Section Editor-in-Chief*

CSIRO Land and Water, Private Bag 12, Hobart, TAS 7000, Australia

**Interests:** tree physiology; climate change; environmental stress; forest management; pests and diseases

\* Section: Forest Ecology and Management



**Prof. Dr. Dave Verbyla \***

**Website** (<http://nrm.salrm.uaf.edu/~dverbyla>) **SciProfiles** (<https://sciprofiles.com/profile/197>)

*Founding Section Editor-in-Chief*

Department of Forest Sciences, School of Natural Resources and Agricultural Sciences, University of Alaska Fairbanks, Fairbanks, AK 99775-7200, USA

**Interests:** remote sensing; geographic information systems; spatial analysis; multi-temporal trends in boreal forests; boreal wildfire severity; bias in change detection estimates; GIS analysis techniques

\* Section: Forest Inventory, Quantitative Methods and Remote Sensing

**Special Issues, Collections and Topics in MDPI journals**

## Editorial Board Members (489)

Filter Editorial Board Members

Filter



**Dr. Mauricio Acuna**

**Website** (<https://www.usc.edu.au/staff/dr-mauricio-acuna>) **SciProfiles** (<https://sciprofiles.com/profile/314220>)

Forest Research Institute, University of the Sunshine Coast, Locked Bag 4, Maroochydore DC, QLD 4558, Australia

**Interests:** wood and biomass supply chain optimization; sensor technology; transport optimization; forest planning

**Special Issues, Collections and Topics in MDPI journals**

Special Issue in **Forests: Supply Chain Optimization for Biomass and Biofuels** ([/journal/forests/special\\_issues/supply\\_chain\\_optimization](/journal/forests/special_issues/supply_chain_optimization))

Special Issue in **Forests: Operations Research and Optimisation Techniques in Forest Management and Operations** ([/journal/forests/special\\_issues/optimisation\\_techniques](/journal/forests/special_issues/optimisation_techniques))

Special Issue in **Sustainability: Forest Engineering and Sustainable Forest Bioenergy**

([/journal/sustainability/special\\_issues/forest\\_engineering\\_sustainable\\_forest\\_bioenergy](/journal/sustainability/special_issues/forest_engineering_sustainable_forest_bioenergy))



**Dr. Bartosz Adamczyk**

**Website** (<https://www.luke.fi/en/experts/bartosz-adamczyk>) **SciProfiles** (<https://sciprofiles.com/profile/1514417>)

Natural Resources Institute Finland (Luke), Latokartanonkaari 9, 00790 Helsinki, Finland

**Interests:** plant and soil biochemistry; plant-soil-microbial interactions; climate change; plant secondary compounds; chromatography; isotopes; plant biochemistry; plant physiology; greenhouse gases; carbon sequestration; soil organic matter; boreal forests

**Special Issues, Collections and Topics in MDPI journals**

Special Issue in **Forests: Influence of Tree Species on Forest Soils under Global Change: New Evidences from Field Study** ([/journal/forests/special\\_issues/species\\_soils](/journal/forests/special_issues/species_soils))



**Prof. Dr. Francisca C. Aguiar**

**Website** ([https://www.researchgate.net/profile/Francisca\\_Aguiar](https://www.researchgate.net/profile/Francisca_Aguiar)) **SciProfiles** (<https://sciprofiles.com/profile/203905>)


[Sign In / Sign Up \(/user/login\)](#)[Submit \(https://susy.mdpi.com/user/manuscripts/upload?journal=forests\)](https://susy.mdpi.com/user/manuscripts/upload?journal=forests)



### Search for Articles:

### Advanced Search

[Journals \(/about/journals\)](#) / [Forests \(/journal/forests\)](#) / [Volume 6 \(/1999-4907/6\)](#) / [Issue 9](#)



**forests** [\(/journal/forests\)](#)  

[Forests \(/journal/forests/stats\)\(https://www.scopus.com/sourceid/21100219934?origin=sbrowse\)](#)

[Review for Forests \(https://susy.mdpi.com/volunteer/journals/review\)](https://susy.mdpi.com/volunteer/journals/review)

## Journal Menu

### ► Journal Menu

- [Forests Home \(/journal/forests\)](#)
- [Aims & Scope \(/journal/forests/about\)](#)
- [Editorial Board \(/journal/forests/editors\)](#)
- [Reviewer Board \(/journal/forests/submission\\_reviewers\)](#)
- [Topical Advisory Panel \(/journal/forests/topical\\_advisory\\_panel\)](#)
- [Instructions for Authors \(/journal/forests/instructions\)](#)
- [Special Issues \(/journal/forests/special\\_issues\)](#)
- [Sections & Collections \(/journal/forests/sections\)](#)
- [Article Processing Charge \(/journal/forests/apc\)](#)
- [Indexing & Archiving \(/journal/forests/indexing\)](#)
- [Editor's Choice Articles \(/journal/forests/editors\\_choice\)](#)
- [Most Cited & Viewed \(/journal/forests/most\\_cited\)](#)
- [Journal Statistics \(/journal/forests/stats\)](#)
- [Journal History \(/journal/forests/history\)](#)
- [Journal Awards \(/journal/forests/awards\)](#)
- [Conferences \(/journal/forests/events\)](#)
- [Editorial Office \(/journal/forests/editorial\\_office\)](#)




## Journal Browser

### ► Journal Browser

- > [Forthcoming issue \(/1999-4907/13/9\)](#)
- > [Current issue \(/1999-4907/13/8\)](#)

- [Vol. 12 \(2021\) \(/1999-4907/12\)](#)
- [Vol. 11 \(2020\) \(/1999-4907/11\)](#)
- [Vol. 10 \(2019\) \(/1999-4907/10\)](#)
- [Vol. 9 \(2018\) \(/1999-4907/9\)](#)
- [Vol. 8 \(2017\) \(/1999-4907/8\)](#)
- [Vol. 7 \(2016\) \(/1999-4907/7\)](#)
- [Vol. 6 \(2015\) \(/1999-4907/6\)](#)
- [Vol. 5 \(2014\) \(/1999-4907/5\)](#)
- [Vol. 4 \(2013\) \(/1999-4907/4\)](#)
- [Vol. 3 \(2012\) \(/1999-4907/3\)](#)
- [Vol. 2 \(2011\) \(/1999-4907/2\)](#)
- [Vol. 1 \(2010\) \(/1999-4907/1\)](#)

 [\(/toggle desktop layout cookie\)](#)  

## Forests, Volume 6, Issue 9 (September 2015) – 25 articles , Pages 2897-3368

- Issues are regarded as officially published after their release is announced to the [table of contents alert mailing list \(/journal/forests/toc-alert\)](#).
- You may [sign up for e-mail alerts \(/journal/forests/toc-alert\)](#) to receive table of contents of newly released issues.
- PDF is the official format for papers published in both, html and pdf forms. To view the papers in pdf format, click on the "PDF Full-text" link, and use the free [Adobe Reader \(https://www.adobe.com/\)](https://www.adobe.com/) to open them.

Order results

Publication Date

Result details


Normal

Section




All Sections

[Show export options](#) 

Open Access Article

 [\(/1999-4907/6/9/3353/pdf?version=1442998689\)](#)

### [Impact of Seed Transmission on the Infection and Development of Pitch Canker Disease in Pinus radiata \(/1999-4907/6/9/3353\)](#)

by  [Margarita Evara-Recuenco \(https://sciprofiles.com/profile/131512\)](https://sciprofiles.com/profile/131512),  [Eugenia Iturrirxa \(https://sciprofiles.com/profile/132620\)](https://sciprofiles.com/profile/132620) and  [Rosa Raposo \(https://sciprofiles.com/profile/131374\)](https://sciprofiles.com/profile/131374)

*Forests* 2015, 6(9), 3353–3368; <https://doi.org/10.3390/f6093353> (<https://doi.org/10.3390/f6093353>) - 23 Sep 2015

**Cited by 13 (/1999-4907/6/9/3353#citedby)** | Viewed by 2586


**Abstract** The aim of this study was to determine the impact of seed inoculum on subsequent disease development in nurseries, specifically studying incidence of seed infection, transmission rate of seed to seedlings, and rate of disease development from the primary inoculum source. Transmission rate [...]. [Read more.](#)

(This article belongs to the Special Issue [Joint IUFRO 7.02.02 “Foliage, shoot and stem diseases of forest trees” and 7.03.04 “Diseases and insects in forest nurseries” Working Parties Meeting \(/journal/forests/special\\_issues/diseases\\_nurseries\)](#))










[► Show Figures](#)

[\(/forests/forests-06-03353/article\\_deploy/html/images/forests-06-03353-g001-1024.png\)](#) [\(/forests/forests-06-03353/article\\_deploy/html/images/forests-06-03353-g002-1024.png\)](#) [\(/forests/forests-06-03353/article\\_deploy/html/images/forests-06-03353-g003-1024.png\)](#) [\(/forests/forests-06-03353/article\\_deploy/html/images/forests-06-03353-g004-1024.png\)](#) [\(/forests/forests-06-03353/article\\_deploy/html/images/forests-06-03353-g005-1024.png\)](#)

Open Access Review

 [\(/1999-4907/6/9/3326/pdf?version=1456734357\)](#)

### [Building on Two Decades of Ecosystem Management and Biodiversity Conservation under the Northwest Forest Plan, USA \(/1999-4907/6/9/3326\)](#)

by  [Dominick A. DellaSala \(https://sciprofiles.com/profile/121692\)](https://sciprofiles.com/profile/121692),  [Rowan Baker \(https://sciprofiles.com/profile/127895\)](https://sciprofiles.com/profile/127895),  [Doug Heiken \(https://sciprofiles.com/profile/author/SHJGVGdnMnp1bmU0L1NvMzVWZWFJ0akpBN2JNcFBoTTdnVVAxdVlyZzRhaz0=\)](https://sciprofiles.com/profile/author/SHJGVGdnMnp1bmU0L1NvMzVWZWFJ0akpBN2JNcFBoTTdnVVAxdVlyZzRhaz0=),  [Chris A. Frissell \(https://sciprofiles.com/profile/author/YzITODQ1dTBEU0krbG5iWGIGRzFDWUITNWtyd21SV25WY3pQQm1xNVdxRT0=\)](https://sciprofiles.com/profile/author/YzITODQ1dTBEU0krbG5iWGIGRzFDWUITNWtyd21SV25WY3pQQm1xNVdxRT0=),  [James R. Karr \(https://sciprofiles.com/profile/126324\)](https://sciprofiles.com/profile/126324),  [S. Kim Nelson \(https://sciprofiles.com/profile/127922\)](https://sciprofiles.com/profile/127922),  [Barry R. Noon \(https://sciprofiles.com/profile/author/TzZMVDQyTIBPdzSdC9OUUVTeDY0S21VMDJseINWaUNRTGVPMPHptV3BWTT0=\)](https://sciprofiles.com/profile/author/TzZMVDQyTIBPdzSdC9OUUVTeDY0S21VMDJseINWaUNRTGVPMPHptV3BWTT0=),  [David Olson \(https://sciprofiles.com/profile/author/R2tzzdRWVDRoUSt3SGhIZ21JVIJNOTdZSUUpjdIZINXdieUNNL2RWc1pYOD0=\)](https://sciprofiles.com/profile/author/R2tzzdRWVDRoUSt3SGhIZ21JVIJNOTdZSUUpjdIZINXdieUNNL2RWc1pYOD0=) and  [James Strittholt \(https://sciprofiles.com/profile/author/eIBMTGlyc29VQWtGWm5nZjJCOGFmVW1wUXVRblh4NG5IUHk2Qk JrVThTOD0=\)](https://sciprofiles.com/profile/author/eIBMTGlyc29VQWtGWm5nZjJCOGFmVW1wUXVRblh4NG5IUHk2Qk JrVThTOD0=)

*Forests* 2015, 6(9), 3326–3352; <https://doi.org/10.3390/f6093326> (<https://doi.org/10.3390/f6093326>) - 22 Sep 2015

**Cited by 11 (/1999-4907/6/9/3326#citedby)** | Viewed by 5186 | [Correction \(/1999-4907/7/3/53\)](#)



**Abstract** The 1994 Northwest Forest Plan (NWFP) shifted federal lands management from a focus on timber production to ecosystem management and biodiversity conservation. The plan established a network of conservation reserves and an ecosystem management strategy on ~10 million hectares from northern California to [...]. [Read more.](#)

(This article belongs to the Special Issue [Biodiversity and Conservation in Forests](#) ([/journal/forests/special\\_issue/biodiversity-conservation](#)))

► [Show Figures](#)

([/forests/forests-06-03326/article\\_deploy/html/images/forests-06-03326-g001-1024.png](#)) ([/forests/forests-06-03326/article\\_deploy/html/images/forests-06-03326-g002-1024.png](#)) ([/forests/forests-06-03326/article\\_deploy/html/images/forests-06-03326-g003-1024.png](#))

Open Access Article

⋮ ↓ [/1999-4907/6/9/3304/pdf?version=1442924297](#) Ⓞ

[Carbon Dioxide and Methane Formation in Norway Spruce Stems Infected by White-Rot Fungi](#) ([/1999-4907/6/9/3304](#))

by [Ari M. Hietala](#) ([https://sciprofiles.com/profile/664287](#)), [Peter Dörsch](#) ([https://sciprofiles.com/profile/2316137](#)), [Harald Kvaalen](#) ([https://sciprofiles.com/profile/author/Q2NTUnZIMnBTWm04U3pmUIBTRVczSjdmaUFHUK13VXhCSIIBYVlhM2FCZz0=](#)) and [Halvor Solheim](#) ([https://sciprofiles.com/profile/author/NmFnZ1JuWTYrSWRPV3hqVWNHbXBnVIRvYkJhKy84WU1tYjBnaTR5aXFEST0=](#))

*Forests* 2015, 6(9), 3304–3325; [https://doi.org/10.3390/f6093304](#) ([https://doi.org/10.3390/f6093304](#)) - 22 Sep 2015

**Cited by 18** ([/1999-4907/6/9/3304#citedby](#)) | Viewed by 3183

**Abstract** Globally, billions of tons of carbon sequestered in trees are annually recycled back to the atmosphere through wood decomposition by microbes. In Norway, every fifth Norway spruce shows at final harvest infection by pathogenic white-rot fungi in the genera *Heterobasidion* and *Armillaria*. [...]. [Read more.](#)

(This article belongs to the Collection [Forests Carbon Fluxes and Sequestration](#) ([/journal/forests/topical\\_collections/carbon\\_fluxes\\_and\\_sequestration](#)))

► [Show Figures](#)

([/forests/forests-06-03304/article\\_deploy/html/images/forests-06-03304-g001-1024.png](#)) ([/forests/forests-06-03304/article\\_deploy/html/images/forests-06-03304-g002-1024.png](#)) ([/forests/forests-06-03304/article\\_deploy/html/images/forests-06-03304-g003-1024.png](#)) ([/forests/forests-06-03304/article\\_deploy/html/images/forests-06-03304-g004-1024.png](#)) ([/forests/forests-06-03304/article\\_deploy/html/images/forests-06-03304-g005-1024.png](#)) ([/forests/forests-06-03304/article\\_deploy/html/images/forests-06-03304-g006-1024.png](#)) ([/forests/forests-06-03304/article\\_deploy/html/images/forests-06-03304-g007-1024.png](#))

Open Access Case Report

⋮ ↓ [/1999-4907/6/9/3278/pdf?version=1443065996](#)

[Exploring Local Perspectives for Conservation Planning: A Case Study from a Remote Forest Community in Indonesian Papua](#) ([/1999-4907/6/9/3278](#))

by [Miriam Van Heist](#) ([https://sciprofiles.com/profile/author/WTIMK3ROVEFiVmlMRmRhNWVBN0RHQ3IWK1luNTZpcVg5TGZUV2tTelp0RT0=](#)), [Nining Liswanti](#) ([https://sciprofiles.com/profile/author/QmtiNHorNVlkTTJjaTVoalFtQTV0UU1kMTg4bDdoenhmUHVvbDYdXBwND0=](#)), [Manuel Boissière](#) ([https://sciprofiles.com/profile/71026](#)), [Michael Padmanaba](#) ([https://sciprofiles.com/profile/80672](#)), [Imam Basuki](#) ([https://sciprofiles.com/profile/author/aUxOVTFLMkpNYmVVa3paWFpHTWNYeFI2Q0hks0YvQ0taKzVHMGxCRk15Yz0=](#)) and [Douglas Sheil](#) ([https://sciprofiles.com/profile/author/OHFYSCtDNUhrMHRpdkk2eXdkM2IPenM4ZEiTZDB2eFNINihycmRydIpzND0=](#))

*Forests* 2015, 6(9), 3278–3303; [https://doi.org/10.3390/f6093278](#) ([https://doi.org/10.3390/f6093278](#)) - 22 Sep 2015

**Cited by 5** ([/1999-4907/6/9/3278#citedby](#)) | Viewed by 3117

**Abstract** Reconciling conservation and livelihoods is a concern wherever forests are important in local people's lives. We plead for engaging these people in survey activities to clarify what is important to them, as a first step in conservation planning. This will help to address [...]. [Read more.](#)

► [Show Figures](#)

([/forests/forests-06-03278/article\\_deploy/html/images/forests-06-03278-g001-1024.png](#)) ([/forests/forests-06-03278/article\\_deploy/html/images/forests-06-03278-g002-1024.png](#))

Open Access Article

⋮ ↓ [/1999-4907/6/9/3256/pdf?version=1442988877](#) Ⓞ

[Tree- and Stand-Level Thinning Effects on Growth of European Beech \(\*Fagus sylvatica\* L.\) on a Northeast- and a Southwest-Facing Slope in Southwest Germany](#) ([/1999-4907/6/9/3256](#))

by [Daniela Diaconu](#) ([https://sciprofiles.com/profile/126234](#)), [Hans-Peter Kahle](#) ([https://sciprofiles.com/profile/131935](#)) and [Heinrich Spiecker](#) ([https://sciprofiles.com/profile/author/bjhnKzIEZlHnaXc0VDIPSTdrVihPaGR5UDRLdIVBUIBjZStmKzdvr3FZUT0=](#))

*Forests* 2015, 6(9), 3256–3277; [https://doi.org/10.3390/f6093256](#) ([https://doi.org/10.3390/f6093256](#)) - 21 Sep 2015

**Cited by 35** ([/1999-4907/6/9/3256#citedby](#)) | Viewed by 3534

**Abstract** Anticipated changes in climate and research findings on the drought sensitivity of beech have triggered controversial discussions about the future of European beech. We investigated the growth response of beech on the tree- and stand-level in mature stands to three different thinning intensities [...]. [Read more.](#)

► [Show Figures](#)

([/forests/forests-06-03256/article\\_deploy/html/images/forests-06-03256-g001-1024.png](#)) ([/forests/forests-06-03256/article\\_deploy/html/images/forests-06-03256-g002-1024.png](#)) ([/forests/forests-06-03256/article\\_deploy/html/images/forests-06-03256-g003-1024.png](#)) ([/forests/forests-06-03256/article\\_deploy/html/images/forests-06-03256-g004-1024.png](#))

## Complexity of Forest Management: Exploring Perceptions of Dutch Forest Managers [\(/1999-4907/6/9/3237\)](https://doi.org/10.3390/forests6093237)

by [Jilske O. De Bruin](https://sciprofiles.com/profile/124321) (<https://sciprofiles.com/profile/124321>),[Marjanke A. Hoogstra-Klein](https://sciprofiles.com/profile/author/M2NQQXl6UEREMXhONys5ZFZwS25ZT1BsWVFXyIJleGIZK2tZN0E3emZGR) (<https://sciprofiles.com/profile/author/M2NQQXl6UEREMXhONys5ZFZwS25ZT1BsWVFXyIJleGIZK2tZN0E3emZGR>), [Godefridus M. J. Mohren](https://sciprofiles.com/profile/170049) (<https://sciprofiles.com/profile/170049>) and [Bas J. M. Arts](https://sciprofiles.com/profile/351809) (<https://sciprofiles.com/profile/351809>)*Forests* **2015**, *6*(9), 3237–3255; <https://doi.org/10.3390/forests6093237> (<https://doi.org/10.3390/forests6093237>) - 17 Sep 2015**Cited by 8** ([/1999-4907/6/9/3237#citedby](https://doi.org/10.3390/forests6093237#citedby)). | Viewed by 2831

**Abstract** Challenges of contemporary forest management are frequently referred to as complex. This article empirically studies complexity in forest management decision-making. In contrast to what is often assumed in the literature, this article starts by assuming that complexity does not just consist of an [...] [Read more.](#)

### Show Figures

(/forests/forests-06-03237/article\_deploy/html/images/forests-06-03237-ag-550.jpg) (/forests/forests-06-03237/article\_deploy/html/images/forests-06-03237-g001-1024.png) (/forests/forests-06-03237/article\_deploy/html/images/forests-06-03237-g002-1024.png) (/forests/forests-06-03237/article\_deploy/html/images/forests-06-03237-g003-1024.png) (/forests/forests-06-03237/article\_deploy/html/images/forests-06-03237-g004-1024.png) (/forests/forests-06-03237/article\_deploy/html/images/forests-06-03237-g005-1024.png) (/forests/forests-06-03237/article\_deploy/html/images/forests-06-03237-g006-1024.png)

## Accuracy of Kinematic Positioning Using Global Satellite Navigation Systems under Forest Canopies [\(/1999-4907/6/9/3218\)](https://doi.org/10.3390/forests6093218)

by [Harri Kaartinen](https://sciprofiles.com/profile/118691) (<https://sciprofiles.com/profile/118691>), [Juha Hyypä](https://sciprofiles.com/profile/116937) (<https://sciprofiles.com/profile/116937>),[Mikko Vastaranta](https://sciprofiles.com/profile/3966) (<https://sciprofiles.com/profile/3966>), [Antero Kukko](https://sciprofiles.com/profile/144553) (<https://sciprofiles.com/profile/144553>),[Anttoni Jaakkola](https://sciprofiles.com/profile/108923) (<https://sciprofiles.com/profile/108923>), [Xiaowei Yu](https://sciprofiles.com/profile/22021) (<https://sciprofiles.com/profile/22021>),[Jiri Pyörälä](https://sciprofiles.com/profile/797871) (<https://sciprofiles.com/profile/797871>), [Xinlian Liang](https://sciprofiles.com/profile/155862) (<https://sciprofiles.com/profile/155862>),[Jingbin Liu](https://sciprofiles.com/profile/32288) (<https://sciprofiles.com/profile/32288>), [Yungshen Wang](https://sciprofiles.com/profile/108950) (<https://sciprofiles.com/profile/108950>),[Risto Kaijaluoto](https://sciprofiles.com/profile/author/T1NSdtdoRXFUTEtkN01aUk45VE44cWZyTlhYOTVkv3dPSGZ2RmN6ZUVzbz0=) (<https://sciprofiles.com/profile/author/T1NSdtdoRXFUTEtkN01aUk45VE44cWZyTlhYOTVkv3dPSGZ2RmN6ZUVzbz0=>),[Timo Melkas](https://sciprofiles.com/profile/597018) (<https://sciprofiles.com/profile/597018>), [Markus Holopainen](https://sciprofiles.com/profile/2607) (<https://sciprofiles.com/profile/2607>) and[Hannu Hyypä](https://sciprofiles.com/profile/144553) (<https://sciprofiles.com/profile/144553>).*Forests* **2015**, *6*(9), 3218–3236; <https://doi.org/10.3390/forests6093218> (<https://doi.org/10.3390/forests6093218>) - 16 Sep 2015**Cited by 68** ([/1999-4907/6/9/3218#citedby](https://doi.org/10.3390/forests6093218#citedby)). | Viewed by 4359

**Abstract** A harvester enables detailed roundwood data to be collected during harvesting operations by means of the measurement apparatus integrated into its felling head. These data can be used to improve the efficiency of wood procurement and also replace some of the field measurements, [...] [Read more.](#)

### Show Figures

(/forests/forests-06-03218/article\_deploy/html/images/forests-06-03218-g001-1024.png) (/forests/forests-06-03218/article\_deploy/html/images/forests-06-03218-g002-1024.png) (/forests/forests-06-03218/article\_deploy/html/images/forests-06-03218-g003-1024.png)

## Decision Support for the Provision of Ecosystem Services under Climate Change: An Editorial [\(/1999-4907/6/9/3212\)](https://doi.org/10.3390/forests6093212)

by [Harald Vacik](https://sciprofiles.com/profile/105231) (<https://sciprofiles.com/profile/105231>), [José G. Borges](https://sciprofiles.com/profile/113113) (<https://sciprofiles.com/profile/113113>),[Jordi Garcia-Gonzalo](https://sciprofiles.com/profile/91024) (<https://sciprofiles.com/profile/91024>) and [Ljusk-Ola Eriksson](https://sciprofiles.com/profile/846599) (<https://sciprofiles.com/profile/846599>)*Forests* **2015**, *6*(9), 3212–3217; <https://doi.org/10.3390/forests6093212> (<https://doi.org/10.3390/forests6093212>) - 16 Sep 2015**Cited by 16** ([/1999-4907/6/9/3212#citedby](https://doi.org/10.3390/forests6093212#citedby)). | Viewed by 2803

**Abstract** The Special Issue “Providing Ecosystem Services under Climate Change: Community of Practice of Forest Decision Support Systems” is based on the presentations given at the 24th World Congress of the International Union of Forest Research Organizations and provides an overview on Forest Management [...] [Read more.](#)

(This article belongs to the Special Issue [The 24th IUFRO World Congress: Session 118 Providing Ecosystem Services under Climate Change: Community of Practice of Forest Decision Support Systems](https://doi.org/10.3390/forests6093212) ([/journal/forests/special\\_issues/ecosystem\\_services](https://doi.org/10.3390/forests6093212)))

## Assessing Climate Change Impacts on Wildfire Risk in the United States [\(/1999-4907/6/9/3197\)](https://doi.org/10.3390/forests6093197)

by [Hyunjin An](https://sciprofiles.com/profile/106977) (<https://sciprofiles.com/profile/106977>), [Jianbang Gan](https://sciprofiles.com/profile/93020) (<https://sciprofiles.com/profile/93020>) and[Sung Ju Cho](https://sciprofiles.com/profile/author/TINiSzVxM3IHVWNmd09HdkcwVERWbG9PZGZBcDdKaFQ0TIZ6UW9aNVhVQT0=) (<https://sciprofiles.com/profile/author/TINiSzVxM3IHVWNmd09HdkcwVERWbG9PZGZBcDdKaFQ0TIZ6UW9aNVhVQT0=>)*Forests* **2015**, *6*(9), 3197–3211; <https://doi.org/10.3390/forests6093197> (<https://doi.org/10.3390/forests6093197>) - 15 Sep 2015**Cited by 9** ([/1999-4907/6/9/3197#citedby](https://doi.org/10.3390/forests6093197#citedby)). | Viewed by 5107

**Abstract** This study examines the statistical association of wildfire risk with climatic conditions and non-climate variables in 48 continental US states. Because the response variable “wildfire risk” is a fractional variable bounded between zero and one, we use a non-linear panel data model to [...] [Read more.](#)

(This article belongs to the Special Issue [Climate Change and Forest Fire](https://doi.org/10.3390/forests6093197) ([/journal/forests/special\\_issues/forest\\_fire](https://doi.org/10.3390/forests6093197)))

► [Show Figures](#)

[\(/forests/forests-06-03197/article\\_deploy/html/images/forests-06-03197-g001-1024.png\)](https://forests/forests-06-03197/article_deploy/html/images/forests-06-03197-g001-1024.png) [\(/forests/forests-06-03197/article\\_deploy/html/images/forests-06-03197-g002-1024.png\)](https://forests/forests-06-03197/article_deploy/html/images/forests-06-03197-g002-1024.png) [\(/forests/forests-06-03197/article\\_deploy/html/images/forests-06-03197-g003-1024.png\)](https://forests/forests-06-03197/article_deploy/html/images/forests-06-03197-g003-1024.png)

Open Access Article

☰ ⬇️ [\(/1999-4907/6/9/3177/pdf?version=1443099190\)](https://doi.org/10.3390/f6093177/pdf?version=1443099190)

### **Variability of Stand Structures and Development in Old-Growth Forests in the Pacific Northwest, USA** ([/1999-4907/6/9/3177](https://doi.org/10.3390/f6093177))

by [Pil Sun Park](https://sciprofiles.com/profile/86069) (<https://sciprofiles.com/profile/86069>) and [Chadwick D. Oliver](https://sciprofiles.com/profile/128737) (<https://sciprofiles.com/profile/128737>)

*Forests* 2015, 6(9), 3177–3196; <https://doi.org/10.3390/f6093177> (<https://doi.org/10.3390/f6093177>) - 11 Sep 2015

**Cited by 3** ([/1999-4907/6/9/3177#citedby](https://doi.org/10.3390/f6093177#citedby)) | Viewed by 2412

**Abstract** The forest stand structure class “old-growth” has previously been qualitatively described as having several distinct “sub-structures.” Species composition, diameter distribution, and other structural features commonly associated with old-growth in the Pacific Northwest are quite variable. We determined which quantitative stand structure variables are [...] [Read more.](#)

► [Show Figures](#)

[\(/forests/forests-06-03177/article\\_deploy/html/images/forests-06-03177-g001-1024.png\)](https://forests/forests-06-03177/article_deploy/html/images/forests-06-03177-g001-1024.png) [\(/forests/forests-06-03177/article\\_deploy/html/images/forests-06-03177-g002-1024.png\)](https://forests/forests-06-03177/article_deploy/html/images/forests-06-03177-g002-1024.png) [\(/forests/forests-06-03177/article\\_deploy/html/images/forests-06-03177-g003a-1024.png\)](https://forests/forests-06-03177/article_deploy/html/images/forests-06-03177-g003a-1024.png) [\(/forests/forests-06-03177/article\\_deploy/html/images/forests-06-03177-g003b-1024.png\)](https://forests/forests-06-03177/article_deploy/html/images/forests-06-03177-g003b-1024.png) [\(/forests/forests-06-03177/article\\_deploy/html/images/forests-06-03177-g004-1024.png\)](https://forests/forests-06-03177/article_deploy/html/images/forests-06-03177-g004-1024.png)

Open Access Article

☰ ⬇️ [\(/1999-4907/6/9/3165/pdf?version=1441977505\)](https://doi.org/10.3390/f6093165/pdf?version=1441977505)

### **Effect of Chitosan on Disease Control and Growth of Scots Pine (*Pinus sylvestris* L.) in a Forest Nursery** ([/1999-4907/6/9/3165](https://doi.org/10.3390/f6093165))

by [Marta Aleksandrowicz-Trzcińska](https://sciprofiles.com/profile/1426184) (<https://sciprofiles.com/profile/1426184>),

[Anna Bogusiewicz](https://sciprofiles.com/profile/author/b1dyK01OUUnJbHZQSGJoRE0veXMxS0hsS3Z5dkVxSXFNFZ0JVZVILZmpZUT0=) (<https://sciprofiles.com/profile/author/b1dyK01OUUnJbHZQSGJoRE0veXMxS0hsS3Z5dkVxSXFNFZ0JVZVILZmpZUT0=>),

[Michał Szkop](https://sciprofiles.com/profile/127310) (<https://sciprofiles.com/profile/127310>) and [Stanisław Drozdowski](https://sciprofiles.com/profile/127307) (<https://sciprofiles.com/profile/127307>)

*Forests* 2015, 6(9), 3165–3176; <https://doi.org/10.3390/f6093165> (<https://doi.org/10.3390/f6093165>) - 11 Sep 2015

**Cited by 14** ([/1999-4907/6/9/3165#citedby](https://doi.org/10.3390/f6093165#citedby)) | Viewed by 2720

**Abstract** Chitosan has become a promising biological agent for disease control and plant growth promotion. The objective of this study was to assess the effects of chitosan, applied as an active ingredient of Beta-chikol (Poli-Farm, Łowicz, Poland), to control damping-off and *Lophodermium* needle cast [...] [Read more.](#)

(This article belongs to the Special Issue **Joint IUFRO 7.02.02 “Foliage, shoot and stem diseases of forest trees”** and **7.03.04 “Diseases and insects in forest nurseries” Working Parties Meeting** ([/journal/forests/special\\_issues/diseases\\_nurseries](http://journal/forests/special_issues/diseases_nurseries)))

► [Show Figures](#)

[\(/forests/forests-06-03165/article\\_deploy/html/images/forests-06-03165-g001-1024.png\)](https://forests/forests-06-03165/article_deploy/html/images/forests-06-03165-g001-1024.png) [\(/forests/forests-06-03165/article\\_deploy/html/images/forests-06-03165-g002-1024.png\)](https://forests/forests-06-03165/article_deploy/html/images/forests-06-03165-g002-1024.png)

Open Access Article

☰ ⬇️ [\(/1999-4907/6/9/3136/pdf?version=1441808583\)](https://doi.org/10.3390/f6093136/pdf?version=1441808583)

### **Changing Perceptions of Forest Value and Attitudes toward Management of a Recently Established Nature Reserve: A Case Study in Southwest China** ([/1999-4907/6/9/3136](https://doi.org/10.3390/f6093136))

by [Hua Yang](https://sciprofiles.com/profile/113830) (<https://sciprofiles.com/profile/113830>), [Rhett Harrison](https://sciprofiles.com/profile/1523257) (<https://sciprofiles.com/profile/1523257>),

[Zhuang-Fang Yi](https://sciprofiles.com/profile/author/SHBEbWh3Uzd1cDI1R2Zib0RRTjvZN29NTUZmbVNLSTZuOWFXc1VkvVHFnyZ0=) (<https://sciprofiles.com/profile/author/SHBEbWh3Uzd1cDI1R2Zib0RRTjvZN29NTUZmbVNLSTZuOWFXc1VkvVHFnyZ0=>),

[Eben Goodale](https://sciprofiles.com/profile/author/RjhJvNRDcVZFSUY4MFpnVC95UXFNrnIYSE4wNWpaak0wNW1pS2UrRG9RZz0=) (<https://sciprofiles.com/profile/author/RjhJvNRDcVZFSUY4MFpnVC95UXFNrnIYSE4wNWpaak0wNW1pS2UrRG9RZz0=>),

[Ming-Xu Zhao](https://sciprofiles.com/profile/author/QkFobWxDdCtYS1NYU0J2Z3I3OE9JZytnVIVLYIEvQWfVVSXdLNEFBcS9jTT0=) (<https://sciprofiles.com/profile/author/QkFobWxDdCtYS1NYU0J2Z3I3OE9JZytnVIVLYIEvQWfVVSXdLNEFBcS9jTT0=>) and

[Jian-Chu Xu](https://sciprofiles.com/profile/388358) (<https://sciprofiles.com/profile/388358>)

*Forests* 2015, 6(9), 3136–3164; <https://doi.org/10.3390/f6093136> (<https://doi.org/10.3390/f6093136>) - 09 Sep 2015

**Cited by 16** ([/1999-4907/6/9/3136#citedby](https://doi.org/10.3390/f6093136#citedby)) | Viewed by 3389

**Abstract** Identifying the main sources of conflict and understanding the relationships between protected areas and local communities are critical to conflict resolution related to protected area management. We surveyed and assessed the perceptions of local people related to forest values of the Bulong Nature [...] [Read more.](#)

► [Show Figures](#)

[\(/forests/forests-06-03136/article\\_deploy/html/images/forests-06-03136-g001-1024.png\)](https://forests/forests-06-03136/article_deploy/html/images/forests-06-03136-g001-1024.png) [\(/forests/forests-06-03136/article\\_deploy/html/images/forests-06-03136-g002-1024.png\)](https://forests/forests-06-03136/article_deploy/html/images/forests-06-03136-g002-1024.png) [\(/forests/forests-06-03136/article\\_deploy/html/images/forests-06-03136-g003-1024.png\)](https://forests/forests-06-03136/article_deploy/html/images/forests-06-03136-g003-1024.png) [\(/forests/forests-06-03136/article\\_deploy/html/images/forests-06-03136-g004-1024.png\)](https://forests/forests-06-03136/article_deploy/html/images/forests-06-03136-g004-1024.png)

Open Access Article

☰ ⬇️ [\(/1999-4907/6/9/3123/pdf?version=1441621567\)](https://doi.org/10.3390/f6093123/pdf?version=1441621567)

### **Previous Land Use and Invasive Species Impacts on Long-term Afforestation Success** ([/1999-4907/6/9/3123](https://doi.org/10.3390/f6093123))

by [Joshua B. Nickelson](https://sciprofiles.com/profile/author/bTVKalRIN1gwTEk2UnhCTHFENDIwZz09) (<https://sciprofiles.com/profile/author/bTVKalRIN1gwTEk2UnhCTHFENDIwZz09>),

[Eric J. Holzmüller](https://sciprofiles.com/profile/29022) (<https://sciprofiles.com/profile/29022>), [John W. Groninger](https://sciprofiles.com/profile/96699) (<https://sciprofiles.com/profile/96699>) and

[Damon B. Lesmeister](https://sciprofiles.com/profile/126635) (<https://sciprofiles.com/profile/126635>)

*Forests* 2015, 6(9), 3123–3135; <https://doi.org/10.3390/f6093123> (<https://doi.org/10.3390/f6093123>) - 07 Sep 2015

Cited by 2 (1999-4907/6/9/3123#citedby) | Viewed by 2336

**Abstract** The conversion of agricultural lands to forests has increased worldwide over the past few decades for multiple reasons including increasing forest connectivity and wildlife habitat. However, previous land cover and competing vegetation often impede afforestation. We established 219 plots in 29 *Quercus* plantations [...] [Read more](#).

► [Show Figures](#)

(/forests/forests-06-03123/article\_deploy/html/images/forests-06-03123-g001-1024.png) (/forests/forests-06-03123/article\_deploy/html/images/forests-06-03123-g002-1024.png) (/forests/forests-06-03123/article\_deploy/html/images/forests-06-03123-g003-1024.png) (/forests/forests-06-03123/article\_deploy/html/images/forests-06-03123-g004-1024.png) (/forests/forests-06-03123/article\_deploy/html/images/forests-06-03123-g005-1024.png)

Open Access Article  (/1999-4907/6/9/3109/pdf?version=1441621321)  
**Effect of Hydropriming and Biopriming on Seed Germination and Growth of Two Mexican Fir Tree Species in Danger of Extinction (1999-4907/6/9/3109)**

by [Ramón Zulueta-Rodríguez](https://sciprofiles.com/profile/author/aHR5ZGhiTjA0dHpQcWtDUKJjcXpwREQ1MVpBL3BabEtCMTZPV1INU2VaYz0) (<https://sciprofiles.com/profile/author/aHR5ZGhiTjA0dHpQcWtDUKJjcXpwREQ1MVpBL3BabEtCMTZPV1INU2VaYz0>), [Luis G. Hernández-Montiel](https://sciprofiles.com/profile/120480) (<https://sciprofiles.com/profile/120480>), [Bernardo Murillo-Amador](https://sciprofiles.com/profile/119612) (<https://sciprofiles.com/profile/119612>), [Edgar O. Rueda-Puente](https://sciprofiles.com/profile/author/OTJ4djVwTHR3RWI4SE0zTk9FU1h0c1JGWNuWUnhNUzNd1J4ZGhzV3RVZz0=) (<https://sciprofiles.com/profile/author/OTJ4djVwTHR3RWI4SE0zTk9FU1h0c1JGWNuWUnhNUzNd1J4ZGhzV3RVZz0=>)

[Liliana Lara Capistrán](https://sciprofiles.com/profile/author/WHJJa29xa3p5dVZCK2RLcIAwYjZKUEN0aEJJSkRvckZxeHB2L3VTNXd6MD0=) (<https://sciprofiles.com/profile/author/WHJJa29xa3p5dVZCK2RLcIAwYjZKUEN0aEJJSkRvckZxeHB2L3VTNXd6MD0=>), [Enrique Troyo-Diéquez](https://sciprofiles.com/profile/368230) (<https://sciprofiles.com/profile/368230>) and [Miguel V. Córdoba-Matson](https://sciprofiles.com/profile/116079) (<https://sciprofiles.com/profile/116079>)  
*Forests* 2015, 6(9), 3109-3122; <https://doi.org/10.3390/f6093109> (<https://doi.org/10.3390/f6093109>) - 07 Sep 2015  
Cited by 20 (1999-4907/6/9/3109#citedby) | Viewed by 3473

**Abstract** *Abies* spp. in general have been shown to need a period of cold stratification to break dormancy and germinate, but this can be very time consuming. In this study, hydropriming by itself and in combination with biopriming was carried out on *Abies hickelii* [...] [Read more](#).

► [Show Figures](#)

(/forests/forests-06-03109/article\_deploy/html/images/forests-06-03109-g001-1024.png) (/forests/forests-06-03109/article\_deploy/html/images/forests-06-03109-g002-1024.png) (/forests/forests-06-03109/article\_deploy/html/images/forests-06-03109-g003-1024.png)

Open Access Article  (/1999-4907/6/9/3087/pdf?version=1441620975)  
**Considering the Practical Rationality of Experimental Operation in Developing Countries: Reality and Challenges under a Rigid Community Forestry System in Cambodia (1999-4907/6/9/3087)**

by [Takayuki Kurashima](https://sciprofiles.com/profile/author/THJESkZjMVIrbVFCUJBOL2tJT0Y1cis1ZmdFV1o5U3ZmOUiKdkdFQ1IVOD0=) (<https://sciprofiles.com/profile/author/THJESkZjMVIrbVFCUJBOL2tJT0Y1cis1ZmdFV1o5U3ZmOUiKdkdFQ1IVOD0=>), [Toshiya Matsuura](https://sciprofiles.com/profile/58982) (<https://sciprofiles.com/profile/58982>), [Asako Miyamoto](https://sciprofiles.com/profile/130668) (<https://sciprofiles.com/profile/130668>), [Makoto Sano](https://sciprofiles.com/profile/author/aWZaSTRtaIFQRXF5MEZ6UmZkZGpiYIjpbVZOaU1YVzdFbkZvaUIFQ0NNND0=) (<https://sciprofiles.com/profile/author/aWZaSTRtaIFQRXF5MEZ6UmZkZGpiYIjpbVZOaU1YVzdFbkZvaUIFQ0NNND0=>) and [Sophal Chann](https://sciprofiles.com/profile/author/K3Frc2ZvTkIDYIhEbiF5bjVVTGN0SmhBZFZ1TnJRUVD1RExjWWgvbzJxUT0=) (<https://sciprofiles.com/profile/author/K3Frc2ZvTkIDYIhEbiF5bjVVTGN0SmhBZFZ1TnJRUVD1RExjWWgvbzJxUT0=>)  
*Forests* 2015, 6(9), 3087-3108; <https://doi.org/10.3390/f6093087> (<https://doi.org/10.3390/f6093087>) - 07 Sep 2015  
Cited by 5 (1999-4907/6/9/3087#citedby) | Viewed by 3260

**Abstract** Influential stakeholders have highlighted many constraints inherent in conventional scientific forest management plans for community forestry (CF) and presented simpler alternatives. Nevertheless, some developing countries continue to use rigid, complex and high-cost plans and regulations. This article considers two issues: (1) why heavily-regulated [...] [Read more](#).

► [Show Figures](#)

(/forests/forests-06-03087/article\_deploy/html/images/forests-06-03087-g001-1024.png) (/forests/forests-06-03087/article\_deploy/html/images/forests-06-03087-g002-1024.png) (/forests/forests-06-03087/article\_deploy/html/images/forests-06-03087-g003-1024.png) (/forests/forests-06-03087/article\_deploy/html/images/forests-06-03087-g004-1024.png) (/forests/forests-06-03087/article\_deploy/html/images/forests-06-03087-g005-1024.png)

Open Access Article  (/1999-4907/6/9/3075/pdf?version=1441079977)   
**A High-Resolution Map of Emerald Ash Borer Invasion Risk for Southern Central Europe (1999-4907/6/9/3075)**



by [Viktoria Valenta](https://sciprofiles.com/profile/author/ZWpxclhIMEZTOEc0bUFSQIVpOEHYMXBtbHlxNGF0NmLzWHIMaWZFL09SUT0=) (<https://sciprofiles.com/profile/author/ZWpxclhIMEZTOEc0bUFSQIVpOEHYMXBtbHlxNGF0NmLzWHIMaWZFL09SUT0=>), [Dietmar Moser](https://sciprofiles.com/profile/author/YkF4TVU0ZTd4Qi9LY2pFd2xTTFdVT2NXZTczRTByWidJNHM5RjRpdCtzc0=) (<https://sciprofiles.com/profile/author/YkF4TVU0ZTd4Qi9LY2pFd2xTTFdVT2NXZTczRTByWidJNHM5RjRpdCtzc0=>), [Michael Kuttner](https://sciprofiles.com/profile/94919) (<https://sciprofiles.com/profile/94919>), [Johannes Peterseil](https://sciprofiles.com/profile/30646) (<https://sciprofiles.com/profile/30646>) and [Franz Essl](https://sciprofiles.com/profile/971306) (<https://sciprofiles.com/profile/971306>)  
*Forests* 2015, 6(9), 3075-3086; <https://doi.org/10.3390/f6093075> (<https://doi.org/10.3390/f6093075>) - 31 Aug 2015  
Cited by 17 (1999-4907/6/9/3075#citedby) | Viewed by 4769

**Abstract** Ash species (*Fraxinus* spp.) in Europe are threatened by the Emerald Ash Borer (*Agrilus planipennis*, EAB), an invasive wood boring beetle native to East Asia and currently spreading from European Russia westwards. Based on a high-resolution habitat distribution map (grid [...]) [Read more](#).

► [Show Figures](#)

[\(/forests/forests-06-03075/article\\_deploy/html/images/forests-06-03075-g001-1024.png\)](#) [\(/forests/forests-06-03075/article\\_deploy/html/images/forests-06-03075-g002-1024.png\)](#) [\(/forests/forests-06-03075/article\\_deploy/html/images/forests-06-03075-g003-1024.png\)](#) [\(/toggle\\_desktop\\_layout\\_cookie\)](#)  

Open Access Communication

  [\(/1999-4907/6/9/3060/pdf?version=1441023060\)](#)

### **Impacts of Mastication: Soil Seed Bank Responses to a Forest Thinning Treatment in Three Colorado (USA) Conifer Forest Types** [\(/1999-4907/6/9/3060\)](#)

by  [Akasha M. Faist](#) (<https://sciprofiles.com/profile/124601>),

 [Heather Stone](#) (<https://sciprofiles.com/profile/author/eGh0U1dYUmw2VDIxnprnMmZ4dVlySHgvR1NzeGU5UHVzSkF0b0lzUEdwZz0=>) and

 [Erin A. Tripp](#) (<https://sciprofiles.com/profile/author/bWMwS0Q3TDY5TGxJZk1qSXZFQXVBWjE1Rm85L210MU5WTA1dVpsVkpWT0=>)

*Forests* 2015, 6(9), 3060–3074; <https://doi.org/10.3390/f6093060> (<https://doi.org/10.3390/f6093060>) - 31 Aug 2015

**Cited by 10** [\(/1999-4907/6/9/3060#citedby\)](#) | Viewed by 2410



**Abstract** Mastication is a forest fuel thinning treatment that involves chipping or shredding small trees and shrubs and depositing the material across the forest floor. By decreasing forest density mastication has been shown to lessen crown fire hazard, yet other impacts have only recently [...] [Read more](#)

[► Show Figures](#)

[\(/forests/forests-06-03060/article\\_deploy/html/images/forests-06-03060-g001-1024.png\)](#) [\(/forests/forests-06-](#)

[03060/article\\_deploy/html/images/forests-06-03060-g002-1024.png\)](#)



Open Access Article

  [\(/1999-4907/6/9/3045/pdf?version=1441078806\)](#)

### **Economic Impact of Net Carbon Payments and Bioenergy Production in Fertilized and Non-Fertilized Loblolly Pine Plantations** [\(/1999-4907/6/9/3045\)](#)

by

 [Prativa Shrestha](#) (<https://sciprofiles.com/profile/author/UJRNMXZEWDNPRFIUL0VmOVFSVWZLRmVyd21EQzkzWFIUbmIsUHHdVzgoUT0=>),

 [George Andrew Stainback](#) (<https://sciprofiles.com/profile/122814>) and  [Puneet Dwivedi](#) (<https://sciprofiles.com/profile/125812>)

*Forests* 2015, 6(9), 3045–3059; <https://doi.org/10.3390/f6093045> (<https://doi.org/10.3390/f6093045>) - 31 Aug 2015



**Cited by 7** [\(/1999-4907/6/9/3045#citedby\)](#) | Viewed by 2413

**Abstract** Sequestering carbon in forest stands and using woody bioenergy are two potential ways to utilize forests in mitigating emissions of greenhouse gases (GHGs). Such forestry related strategies are, however, greatly influenced by carbon and bioenergy markets. This study investigates the impact of both [...] [Read more](#)

[► Show Figures](#)

[\(/forests/forests-06-03045/article\\_deploy/html/images/forests-06-03045-g001-1024.png\)](#)

Open Access Article

  [\(/1999-4907/6/9/3028/pdf?version=1441022543\)](#)

### **Economic Valuation of Mangroves for Comparison with Commercial Aquaculture in South Sulawesi, Indonesia** [\(/1999-4907/6/9/3028\)](#)

by  [Abdul Malik](#) (<https://sciprofiles.com/profile/121679>),  [Rasmus Fensholt](#) (<https://sciprofiles.com/profile/38913>) and

 [Ole Mertz](#) (<https://sciprofiles.com/profile/570937>)

*Forests* 2015, 6(9), 3028–3044; <https://doi.org/10.3390/f6093028> (<https://doi.org/10.3390/f6093028>) - 31 Aug 2015

**Cited by 48** [\(/1999-4907/6/9/3028#citedby\)](#) | Viewed by 4183

**Abstract** Mangroves are recognized as a provider of a variety of products and essential ecosystem services that contribute significantly to the livelihood of local communities. However, over the past decades, mangroves in many tropical areas including the Takalar district, South Sulawesi have degraded and decreased mainly due to conversion to aquaculture. Currently, little is known about the economic benefits of commercialization of aquaculture as compared to those derived from mangroves in the form of products and services. Here, we estimate the Total Economic Value (TEV) of mangrove benefits in order to compare it with the benefit value of commercial aquaculture. Market prices, replacement costs, benefit transfer value and Cost-Benefit Analyses (CBA) have been used for value determination and comparison. The results show that the per year TEV of mangroves in the study area (Takalar district, South Sulawesi) was in the range of 4370 thousands USD (kUSD) to 10,597 kUSD or 4 kUSD to 8 kUSD per hectare (the highest value contribution derived from the indirect use value (94%)), whereas commercial aquaculture had a net benefit value of 228 kUSD or 3 kUSD per hectare. In addition, the comparison of Net Present Value (NPV) between the benefit value of mangroves and that of commercial aquaculture revealed that conversion of mangroves into commercial aquaculture was not economically beneficial when the analysis was expanded to cover the costs of environmental and forest rehabilitation. [Full article](#) [\(/1999-4907/6/9/3028\)](#)

[▼ Show Figures](#)

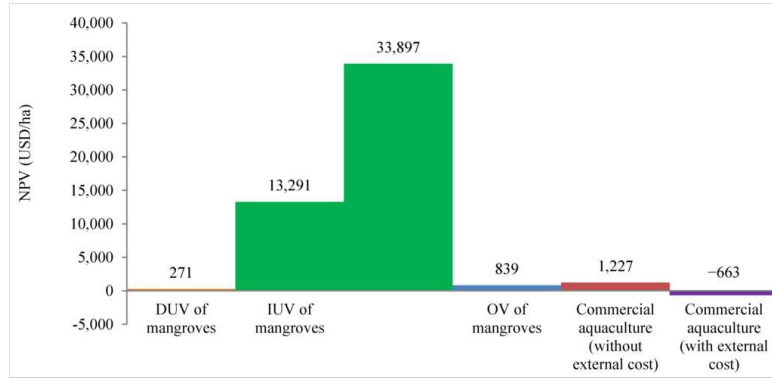


Figure 2

[\(/forests/forests-06-03028/article\\_deploy/html/images/forests-06-03028-g001-1024.png\)](#) [\(/forests/forests-06-03028/article\\_deploy/html/images/forests-06-03028-g002-1024.png\)](#)

Open Access Article

[\(/1999-4907/6/9/3002/pdf?version=1440754812\)](#)

### Determination of Fertility Rating (FR) in the 3-PG Model for Loblolly Pine Plantations in the Southeastern United States Based on Site Index (1999-4907/6/9/3002)

by [Santosh Subedi \(https://sciprofiles.com/profile/117760\)](#), [Thomas R. Fox \(https://sciprofiles.com/profile/47993\)](#) and [Randolph H. Wynne \(https://sciprofiles.com/profile/24743\)](#)

*Forests* 2015, 6(9), 3002-3027; <https://doi.org/10.3390/f6093002> (<https://doi.org/10.3390/f6093002>) - 28 Aug 2015

Cited by 16 ([/1999-4907/6/9/3002#citedby](#)) | Viewed by 2627

**Abstract** Soil fertility is an important component of forest ecosystems, yet evaluating soil fertility remains one of the least understood aspects of forest science. We hypothesized that the fertility rating (FR) used in the model 3-PG could be predicted from site index (SI) for [...] [Read more.](#)

► Show Figures

[\(/forests/forests-06-03002/article\\_deploy/html/images/forests-06-03002-g001-1024.png\)](#) [\(/forests/forests-06-03002/article\\_deploy/html/images/forests-06-03002-g002-1024.png\)](#) [\(/forests/forests-06-03002/article\\_deploy/html/images/forests-06-03002-g003-1024.png\)](#) [\(/forests/forests-06-03002/article\\_deploy/html/images/forests-06-03002-g004-1024.png\)](#) [\(/forests/forests-06-03002/article\\_deploy/html/images/forests-06-03002-g005a-1024.png\)](#) [\(/forests/forests-06-03002/article\\_deploy/html/images/forests-06-03002-g005b-1024.png\)](#) [\(/forests/forests-06-03002/article\\_deploy/html/images/forests-06-03002-g006-1024.png\)](#) [\(/forests/forests-06-03002/article\\_deploy/html/images/forests-06-03002-g007-1024.png\)](#) [\(/forests/forests-06-03002/article\\_deploy/html/images/forests-06-03002-g008-1024.png\)](#) [\(/forests/forests-06-03002/article\\_deploy/html/images/forests-06-03002-g009a-1024.png\)](#) [\(/forests/forests-06-03002/article\\_deploy/html/images/forests-06-03002-g009b-1024.png\)](#)

Open Access Article

[\(/1999-4907/6/9/2982/pdf?version=1440754578\)](#)

### Mapping Temporal Dynamics in a Forest Stream Network—Implications for Riparian Forest Management (1999-4907/6/9/2982)

by [Anneli M. Ågren \(https://sciprofiles.com/profile/119002\)](#), [William Lidberg \(https://sciprofiles.com/profile/author/UkVqSVFhd2wyMDdWRDBFUXRPT1M5Y21Lem83T0pUakkvMm1oUk9Oamh1TT0=\)](#) and [Eva Ring \(https://sciprofiles.com/profile/148630\)](#)

*Forests* 2015, 6(9), 2982-3001; <https://doi.org/10.3390/f6092982> (<https://doi.org/10.3390/f6092982>) - 28 Aug 2015

Cited by 54 ([/1999-4907/6/9/2982#citedby](#)) | Viewed by 8699

**Abstract** This study focuses on avoiding negative effects on surface waters using new techniques for identifying wet areas near surface waters. This would aid planning and designing of forest buffer zones and off-road forestry traffic. The temporal variability in the geographical distribution of the [...] [Read more.](#)

(This article belongs to the Special Issue [Forest Management and Water Resources in the Anthropocene \( /journal/forests/special\\_issues/forest\\_water \)](#))

► Show Figures

[\(/forests/forests-06-02982/article\\_deploy/html/images/forests-06-02982-g001-1024.png\)](#) [\(/forests/forests-06-02982/article\\_deploy/html/images/forests-06-02982-g002-1024.png\)](#) [\(/forests/forests-06-02982/article\\_deploy/html/images/forests-06-02982-g003-1024.png\)](#) [\(/forests/forests-06-02982/article\\_deploy/html/images/forests-06-02982-g004-1024.png\)](#) [\(/forests/forests-06-02982/article\\_deploy/html/images/forests-06-02982-g005-1024.png\)](#) [\(/forests/forests-06-02982/article\\_deploy/html/images/forests-06-02982-g006-1024.png\)](#) [\(/forests/forests-06-02982/article\\_deploy/html/images/forests-06-02982-g007-1024.png\)](#) [\(/forests/forests-06-02982/article\\_deploy/html/images/forests-06-02982-g008-1024.png\)](#)

Open Access Article

[\(/1999-4907/6/9/2959/pdf?version=1440753085\)](#)

[Back to Top](#)

**Challenges in Mechanization Efforts of Small Diameter Eucalyptus Harvesting Operations with a Low Capacity Running Skyline Yarder in Southern China** (/1999-4907/6/9/2959)

by [Stephan Hoffmann](https://sciprofiles.com/profile/123291) (https://sciprofiles.com/profile/123291),

[Dirk Jaeger](https://sciprofiles.com/profile/author/aWhzMNlQR0N4TnZZbUdsU2IsbXVvdnZCOVp4ZGJLzj0q9bCSjRfNvZLxCR0p02N0bD) (https://sciprofiles.com/profile/author/aWhzMNlQR0N4TnZZbUdsU2IsbXVvdnZCOVp4ZGJLzj0q9bCSjRfNvZLxCR0p02N0bD),

[Siegmar Schoenherr](https://sciprofiles.com/profile/author/VFJwMjNKSJwck9oRGJXbDdOOWJsZEhtSmxGMUY3NXJRSIFZL0dMYTloZFpse) (https://sciprofiles.com/profile/author/VFJwMjNKSJwck9oRGJXbDdOOWJsZEhtSmxGMUY3NXJRSIFZL0dMYTloZFpse) and

[Bruce Talbot](https://sciprofiles.com/profile/61653) (https://sciprofiles.com/profile/61653)

*Forests* 2015, 6(9), 2959-2981; <https://doi.org/10.3390/f6092959> (https://doi.org/10.3390/f6092959) - 28 Aug 2015

Cited by 9 (/1999-4907/6/9/2959#citedby). | Viewed by 3125

**Abstract** This case study examines the performance of the Igland Hauler employed in small diameter Eucalyptus clear-cut operations in Guangxi, China. A yarding crew of eight persons was monitored by a snap back elemental time study for 19.23 SMH (scheduled machine hours), with 159 [...] [Read more.](#)

[Show Figures](#)

(/forests/forests-06-02959/article\_deploy/html/images/forests-06-02959-g001-1024.png) (/forests/forests-06-02959/article\_deploy/html/images/forests-06-02959-g002-1024.png) (/forests/forests-06-02959/article\_deploy/html/images/forests-06-02959-g003-1024.png) (/forests/forests-06-02959/article\_deploy/html/images/forests-06-02959-g004-1024.png) (/forests/forests-06-02959/article\_deploy/html/images/forests-06-02959-g005-1024.png) (/forests/forests-06-02959/article\_deploy/html/images/forests-06-02959-g006-1024.png) (/forests/forests-06-02959/article\_deploy/html/images/forests-06-02959-g007-1024.png)

Open Access Article

[Download PDF](#) (/1999-4907/6/9/2941/pdf?version=1440743597)

**Soil Nitrogen Transformations and Availability in Upland Pine and Bottomland Alder Forests** (/1999-4907/6/9/2941)

by [Tae Kyung Yoon](https://sciprofiles.com/profile/122783) (https://sciprofiles.com/profile/122783),

[Nam Jin Noh](https://sciprofiles.com/profile/author/ZTh3eWc3NmJ2ZXlseXlwTWdCYmVZSWZoaEZZK2FrVhSRGgyQnp1Y2liTT0=) (https://sciprofiles.com/profile/author/ZTh3eWc3NmJ2ZXlseXlwTWdCYmVZSWZoaEZZK2FrVhSRGgyQnp1Y2liTT0=),

[Haegun Chung](https://sciprofiles.com/profile/1396527) (https://sciprofiles.com/profile/1396527), [A-Ram Yang](https://sciprofiles.com/profile/96354) (https://sciprofiles.com/profile/96354) and

[Yowhan Son](https://sciprofiles.com/profile/122809) (https://sciprofiles.com/profile/122809)

*Forests* 2015, 6(9), 2941-2958; <https://doi.org/10.3390/f6092941> (https://doi.org/10.3390/f6092941) - 27 Aug 2015

Cited by 5 (/1999-4907/6/9/2941#citedby). | Viewed by 2459

**Abstract** Soil nitrogen (N) processes and inorganic N availability are closely coupled with ecosystem productivity and various ecological processes. Spatio-temporal variations and environmental effects on net N transformation rates and inorganic N concentrations in bulk soil and ion exchange resin were examined in an [...] [Read more.](#)

(This article belongs to the Special Issue [Nitrogen and Phosphorus Nutrition of Trees and Forests](#) (/journal/forests/special\_issues/N\_P))

[Show Figures](#)

(/forests/forests-06-02941/article\_deploy/html/images/forests-06-02941-g001-1024.png) (/forests/forests-06-02941/article\_deploy/html/images/forests-06-02941-g002-1024.png) (/forests/forests-06-02941/article\_deploy/html/images/forests-06-02941-g003-1024.png)

Open Access Article

[Download PDF](#) (/1999-4907/6/9/2918/pdf?version=1440767729)

**Warm and Fertile Sub-Humid Conditions Enhance Litterfall to Sustain High Soil Respiration Fluxes in a Mediterranean Cork Oak Forest** (/1999-4907/6/9/2918)

by [Lobna Zribi](https://sciprofiles.com/profile/91266) (https://sciprofiles.com/profile/91266), [Florent Mouillot](https://sciprofiles.com/profile/2323607) (https://sciprofiles.com/profile/2323607),

[Fatma Gharbi](https://sciprofiles.com/profile/2184336) (https://sciprofiles.com/profile/2184336), [Jean-Marc Ourcival](https://sciprofiles.com/profile/2439099) (https://sciprofiles.com/profile/2439099) and

[Belgacem Hanchi](https://sciprofiles.com/profile/author/OGE3czNLd3RhaWNDaEE3aGZBd05rN29qNWRNbXlwVUZ0bkoweUJlChJtcz0=) (https://sciprofiles.com/profile/author/OGE3czNLd3RhaWNDaEE3aGZBd05rN29qNWRNbXlwVUZ0bkoweUJlChJtcz0=)

*Forests* 2015, 6(9), 2918-2940; <https://doi.org/10.3390/f6092918> (https://doi.org/10.3390/f6092918) - 26 Aug 2015

Cited by 7 (/1999-4907/6/9/2918#citedby). | Viewed by 2553

**Abstract** Soil respiration is a major component of the global carbon budget and Mediterranean ecosystems have usually been studied in locations with shallow soils, mild temperatures, and a prolonged dry season. This study investigates seasonal soil respiration rates and underlying mechanisms under wetter, warmer, [...] [Read more.](#)

(This article belongs to the Special Issue [Greenhouse Gas Fluxes from Below and Aboveground Forest Deadwood](#) (/journal/forests/special\_issues/greenhouse\_gas))

[Show Figures](#)

(/forests/forests-06-02918/article\_deploy/html/images/forests-06-02918-g001-1024.png) (/forests/forests-06-02918/article\_deploy/html/images/forests-06-02918-g002-1024.png) (/forests/forests-06-02918/article\_deploy/html/images/forests-06-02918-g003-1024.png) (/forests/forests-06-02918/article\_deploy/html/images/forests-06-02918-g004-1024.png) (/forests/forests-06-02918/article\_deploy/html/images/forests-06-02918-g005-1024.png) (/forests/forests-06-02918/article\_deploy/html/images/forests-06-02918-g006-1024.png) (/forests/forests-06-02918/article\_deploy/html/images/forests-06-02918-g007-1024.png) (/forests/forests-06-02918/article\_deploy/html/images/forests-06-02918-g008-1024.png)

Open Access Article

[Download PDF](#) (/1999-4907/6/9/2897/pdf?version=1440501048)

**Evaluation of Image-Assisted Forest Monitoring: A Simulation** (/1999-4907/6/9/2897)

by [Francis A. Roesch](https://sciprofiles.com/profile/117568) (<https://sciprofiles.com/profile/117568>), [John W. Coulston](https://sciprofiles.com/profile/453867) (<https://sciprofiles.com/profile/453867>), [Paul C. van Deusen](https://sciprofiles.com/profile/author/Y3Q0KzBvTFd2Y0JJeIZPYINsMzIWL1NaMk9RTkNNZjBVQVdsOFdFT3FmWT0=) (<https://sciprofiles.com/profile/author/Y3Q0KzBvTFd2Y0JJeIZPYINsMzIWL1NaMk9RTkNNZjBVQVdsOFdFT3FmWT0=>), and [Rafal Podlaski](https://sciprofiles.com/profile/301846) (<https://sciprofiles.com/profile/301846>)

*Forests* **2015**, 6(9), 2897-2917; <https://doi.org/10.3390/f6092897> (<https://doi.org/10.3390/f6092897>) - 25 Aug 2015 (toggle desktop layout cookie) 🔍 ☰

**Cited by 6** (</1999-4907/6/9/2897#citedby>) | Viewed by 1913

**Abstract** Fiscal uncertainties can sometimes affect national continuous forest monitoring efforts. One solution of interest is to lengthen the time it takes to collect a “full set” of plot data from five to 10 years in order to reduce costs. Here, we investigate using [...] [Read more](#).

► **Show Figures**

([/forests/forests-06-02897/article\\_deploy/html/images/forests-06-02897-g001-1024.png](/forests/forests-06-02897/article_deploy/html/images/forests-06-02897-g001-1024.png)) ([/forests/forests-06-02897/article\\_deploy/html/images/forests-06-02897-g002-1024.png](/forests/forests-06-02897/article_deploy/html/images/forests-06-02897-g002-1024.png))

Show export options ▾

Displaying articles 1-25

[Previous Issue](#)

[Volume 6, August \(/1999-4907/6/8\)](/1999-4907/6/8)



 Next Issue

[Volume 6, October \(/1999-4907/6/10\)](/1999-4907/6/10)

[Forests \(/journal/forests\)](/journal/forests), EISSN 1999-4907, Published by MDPI [Disclaimer](#)

[RSS \(/rss/journal/forests\)](/rss/journal/forests) [Content Alert \(/journal/forests/toc-alert\)](/journal/forests/toc-alert)

Further Information

[Article Processing Charges \(/apc\)](/apc)

[Pay an Invoice \(/about/payment\)](/about/payment)

[Open Access Policy \(/openaccess\)](/openaccess)

[Contact MDPI \(/about/contact\)](/about/contact)

[Jobs at MDPI \(https://careers.mdpi.com\)](https://careers.mdpi.com)

Guidelines

[For Authors \(/authors\)](/authors)

[For Reviewers \(/reviewers\)](/reviewers)

[For Editors \(/editors\)](/editors)

[For Librarians \(/librarians\)](/librarians)

[For Publishers \(/publishing\\_services\)](/publishing_services)

[For Societies \(/societies\)](/societies)

[For Conference Organizers \(/conference\\_organizers\)](/conference_organizers)

MDPI Initiatives

[Sciforum \(https://sciforum.net\)](https://sciforum.net)

[MDPI Books \(https://www.mdpi.com/books\)](https://www.mdpi.com/books)

[Preprints \(https://www.preprints.org\)](https://www.preprints.org)

[Scilit \(https://www.scilit.net\)](https://www.scilit.net)

[SciProfiles \(https://sciprofiles.com\)](https://sciprofiles.com)

[Encyclopedia \(https://encyclopedia.pub\)](https://encyclopedia.pub)

[JAMS \(https://jams.pub\)](https://jams.pub)

[Proceedings Series \(/about/proceedings\)](/about/proceedings)

Follow MDPI

[LinkedIn \(https://www.linkedin.com/company/mdpi\)](https://www.linkedin.com/company/mdpi)

[Facebook \(https://www.facebook.com/MDPIOpenAccessPublishing\)](https://www.facebook.com/MDPIOpenAccessPublishing)

[Twitter \(https://twitter.com/MDPIOpenAccess\)](https://twitter.com/MDPIOpenAccess)

Subscribe to receive issue release notifications and newsletters from MDPI journals

[Back to Top](#)



Select options  
MDPI

Enter your email address...

**Subscribe**

 [\(/toggle\\_desktop\\_layout\\_cookie\)](#)  

© 1996–2022 MDPI (Basel, Switzerland) unless otherwise stated

[Disclaimer](#) [Terms and Conditions \(/about/terms-and-conditions\)](#) [Privacy Policy \(/about/privacy\)](#)



Article

## Economic Valuation of Mangroves for Comparison with Commercial Aquaculture in South Sulawesi, Indonesia

Abdul Malik <sup>1,2,\*</sup>, Rasmus Fensholt <sup>2</sup> and Ole Mertz <sup>2</sup>

<sup>1</sup> Department of Geography, State University of Makassar (UNM), Jl. Malengkeri Raya, Kampus Parangtambung Makassar 90224, Indonesia; E-Mail: [abdulmalik@unm.ac.id](mailto:abdulmalik@unm.ac.id)

<sup>2</sup> Department of Geosciences and Natural Resources Management, Section of Geography, University of Copenhagen, ØsterVoldgade 10, 1350 København, 999017, Kongeriget Danmark; E-Mails: [rf@ign.ku.dk](mailto:rf@ign.ku.dk) (R.F.); [om@ign.ku.dk](mailto:om@ign.ku.dk) (O.M.)

\* Author to whom correspondence should be addressed; E-Mail: [malik@ign.ku.dk](mailto:malik@ign.ku.dk); Tel.: +45-353-241-63; Fax: +45-353-225-01.

Academic Editors: Thomas Straka and Eric J. Jokela

Received: 20 June 2015 / Accepted: 25 August 2015 / Published: 31 August 2015

---

**Abstract:** Mangroves are recognized as a provider of a variety of products and essential ecosystem services that contribute significantly to the livelihood of local communities. However, over the past decades, mangroves in many tropical areas including the Takalar district, South Sulawesi have degraded and decreased mainly due to conversion to aquaculture. Currently, little is known about the economic benefits of commercialization of aquaculture as compared to those derived from mangroves in the form of products and services. Here, we estimate the Total Economic Value (TEV) of mangrove benefits in order to compare it with the benefit value of commercial aquaculture. Market prices, replacement costs, benefit transfer value and Cost-Benefit Analyses (CBA) have been used for value determination and comparison. The results show that the per year TEV of mangroves in the study area (Takalar district, South Sulawesi) was in the range of 4370 thousands USD (kUSD) to 10,597 kUSD or 4 kUSD to 8 kUSD per hectare (the highest value contribution derived from the indirect use value (94%)), whereas commercial aquaculture had a net benefit value of 228 kUSD or 3 kUSD per hectare. In addition, the comparison of Net Present Value (NPV) between the benefit value of mangroves and that of commercial aquaculture revealed that conversion of mangroves into commercial aquaculture was not economically

beneficial when the analysis was expanded to cover the costs of environmental and forest rehabilitation.

**Keywords:** economic valuation; mangroves; commercial aquaculture; Indonesia; South Sulawesi

---

## 1. Introduction

One of the crucial issues in development based on the use of natural resources is how to integrate economic development on the one hand with natural resources and environmental sustainability on the other in order to mitigate negative impacts and problems in the future [1]. In principle, development should take place by utilizing the natural resources optimally [2]. In many countries, development is considered inevitable as a way to improve the welfare of communities. Unfortunately, failure to take into account the costs and benefits of the use of natural resources, which leads to negligence in decision-making, is still common and currently we are facing an increasing scarcity of the resources necessary to support local livelihoods [3].

Mangroves, which are considered an important natural resource, occupy coastal and estuarine areas in many tropical places, provide goods and services for both direct use (e.g., timber, firewood, charcoal, *Nypa* palm leaves for crafting, wood chips, fisheries, food, medicines, material construction and tourism and recreational areas) and indirect use (e.g., coastline protection, prevention of seawater intrusion, provision of nursery and breeding grounds for fish, supply of nutrients for marine life, biodiversity maintenance and carbon sequestration) that have contributed significantly to community livelihoods [4].

Although mangroves provide a variety of products and services, they have been under great pressure due to decision making commonly based on assumptions of larger net benefits without considering the loss of wider mangrove services [5] and natural capital stocks [6]. Mangrove products and services are often undervalued [7,8] or even ignored in the economy and by industry and local inhabitants [9]. Consequently, nearly half of the total mangrove areas in the world have been lost over the past decades, with the largest areas of decline in Asia [10–12]. In Indonesia (which has the largest mangrove areas in the world), mangroves are threatened primarily by aquaculture but also by overharvesting of timber, firewood collection, charcoal production and conversion to other land uses such as agriculture, urbanization, mining and salt ponds [12–15]. Mangrove areas are characterized by some of the most rapid loss rates of coastal ecosystems in Indonesia; from 1980 to 2003, at least 1.1 million hectares of mangrove were lost, with 75% of these areas being converted to aquaculture ponds [12,16]. High economic revenues from the increase in exports and foreign trade in shrimp have become the main driving forces for the expansion of shrimp ponds by clearing mangroves [14]. In 2012, for instance, shrimp exports from Indonesia were valued at 1,304,149 thousands USD (kUSD), of which 38 percent went to the United States of America (USA), 29 percent to Japan, 9 percent to European countries and 24 percent to other countries [17]. In South Sulawesi, the value of shrimp exports in 2011 reached 42,407 kUSD [15]. Since the early 1990s, Indonesia has become one of the major shrimp producing and exporting countries in the world [18]. However, the expansion of shrimp export which mostly comes

from aquaculture production has triggered a heated debate in Indonesia as well as in other exporting countries such as Thailand due to the significant consequences for coastal areas [19,20].

Evaluation of the value of mangrove products and services affected by shrimp pond expansion is therefore important as a vehicle to integrate both ecological perspectives and economic considerations [21]. Such an evaluation will support reliable instruments that can be used to shift focus towards a green economy and guide policy makers to make sustainable decisions about mangrove utilization [4,22]. In addition, it is one way to increase knowledge and awareness among stakeholders of the importance of the mangrove ecosystem for sustainable and environmentally friendly economic development [23].

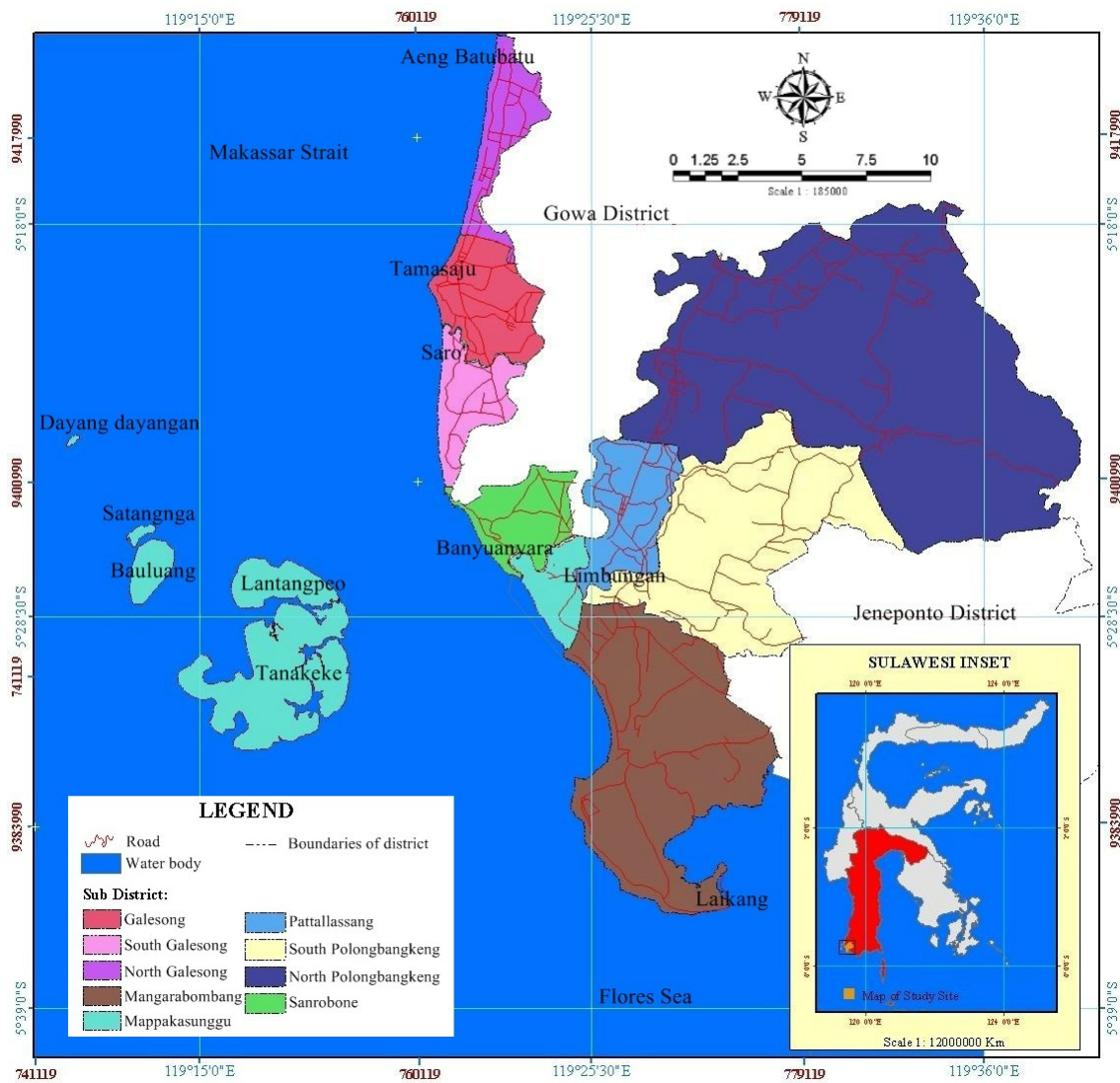
Economic valuations of mangroves have been conducted in many areas of the world [9]. However, little attention has been paid in the scientific literature to an economic valuation of mangroves in areas threatened by commercial aquaculture development in Indonesia and other Asian countries and to the discussion of the economic benefits of aquaculture as compared to mangroves as a provider of a variety of products and environmental services. This paper aims to estimate the TEV of mangrove, including estimations of Direct Use Value (DUV), Indirect Use Value (IUV) and Option Value (OV), to enable a direct comparison with the benefit value of commercial aquaculture for a case study area in southern South Sulawesi, Indonesia using the CBA method. Given the threat of aquaculture expansion, information from such analyses is critical as the net benefit value generated from mangroves is currently not considered by policy makers dealing with sustainable management of mangroves.

## 2. Study Area

Takalar district is located in southern South Sulawesi, Indonesia (between latitude 5°12'–5°38' and longitude 119°10'–119°39', see Figure 1), 45 km from Makassar city (the capital of South Sulawesi). The district has a coastline of 74 km [24], occupied by mangroves, coral reefs, sea grass, sandy beaches, rocky beaches, estuaries, aquaculture ponds, rice fields and tourism and residential areas. Most areas of Takalar are plain and coastal areas (including small islands) with an altitude of 0 to 100 metres above sea level and the rest are hilly areas [25]. The district covers 566.51 km<sup>2</sup> and is divided into nine subdistricts (Galesong, South Galesong, North Galesong, Mangarabombang, Mappakasunggu, Pattalassang, South Polongbangkeng, North Polongbangkeng and Sanrobone). Mappakasunggu consists of a mainland part and small islands (Tanakeke, Lantangpeo, Bauluang, Satangnga and Dayang dayangan). The population is 272,316 and the population density is 481 persons per km<sup>2</sup>. Mean temperatures vary from 23 °C to 33 °C and the monthly precipitation average over the past eight years (2004 to 2011) has been between 174 mm and 712 mm; the greatest amount of precipitation occurred in 2008 from November to March [26].

The selected study area represents one of the hot spots of mangrove rich environments in Indonesia. However, the region is amongst the largest producers of aquaculture product in South Sulawesi [27] and mangrove forest has degraded and decreased in past decades, mainly due to the intensification of aquaculture. About 2593 hectares (77.4%) of the total mangrove forest area has been changed to aquaculture, mainly on Tanakeke Island and in Banyuanyara village. Currently, the total extent of intact mangrove forest is 1719 hectares and covers the subdistricts of Mappakasunggu, Mangarabombang, Pattalassang, Sanrobone, Galesong, South Galesong and North Galesong [15]. Mangroves in this region are dominated by saplings and seedlings and comprise 10 species (*Avicennia alba* Bl., *Bruguiera*

*gymnorhiza* (L) Lam., *Ceriops tagal* (Pers.) C.B.Rob., *Excoecaria agallocha* L., *Lumnitzera racemosa* Willd., *Nypa fruticans* Wurmb, *Rhizophora apiculata* Bl., *Rhizophora mucronata* Lam., *Rhizophora stylosa* Griff. and *Sonneratia alba* Sm.). The most dominant species has been *Rhizophora mucronata* Lam., followed by *Sonneratia alba* Sm. The Diameter at Breast High (DBH) of mangrove trees is between 6.37 cm and 23.57 cm and the diameter size classes of 10 to 15 cm are dominant, followed by 15 to 20 cm [28].



**Figure 1.** Map of the Takalar District Study Area, South Sulawesi, Indonesia.

### 3. Materials and Methods

#### 3.1. Data Collection

##### Household Surveys

Data on direct use of mangrove products and aquaculture were produced from household surveys by use of questionnaires. The type of questions included in the survey related to age, number of dependents, education, livelihood and income, understanding of mangrove functions and benefits, details of the use

of mangrove forests (e.g., frequency of use), the amount earned per utilization and the operation costs involved, the extent of aquaculture owned by farmers, cost of investment and production of aquaculture. Ninety-three households were selected by a Purposive Sampling method [29] and all households had a direct relation to, and dependence on, mangrove forests (fishermen, aquaculture farmers, firewood collectors, charcoal producers and Nypa palm crafters). The survey was conducted in ten areas covering the islands of Lantangpeo, Tanakeke, Bauluang and Satangnga (sub-district of Mappakasunggu), and the villages of Laikang (sub-district of Mangarabombang), Limbungan (sub-district of Pattallassang), Banyuanyara (sub-district of Sanrobone), Saro' (sub-district of South Galesong), Tamasaju (sub-district of Galesong) and Aeng Batubatu (sub-district of North Galesong) (Figure 1). The areas were selected based on the criteria that mangrove forests should be present and utilized by communities for fishery and forestry production.

### 3.2. Data Analysis

#### 3.2.1. Economic Valuation of Mangrove

The TEV of mangroves was calculated from monetary values of the DUV, IUV and OV of mangroves [4,30,31], and TEV values are reported in percentage. The DUV of mangroves was derived from benefit values of fishery products (fish, crab and shrimp capture) and forestry products (firewood collection, charcoal production and Nypa palm crafting), which have been estimated using market prices [4,31] and the following formulas:

- Fish, crab and shrimp capture values (FV; CV; SV):

$$FV; CV; SV = \text{Production (kg/year)} \times \text{Price (USD/kg)} - \text{Production cost (USD)} \quad (1)$$

- Firewood value (FwV):

$$FwV = \text{Wood collection (bundle/year)} \times \text{Price (USD/bundle)} - \text{Production cost (USD)} \quad (2)$$

(1 bundle = 100 stems with a length of 1 m and a diameter of 4 to 8 cm)

- Charcoal value (CcV):

$$CcV = \text{Production (sack/year)} \times \text{Price (USD/sack)} - \text{Production cost (USD)} \quad (3)$$

(1 sack = 25kg)

- Nypa palm crafting value (NpcV):

$$NpcV = \text{Production (piece/year)} \times \text{Price (USD/piece)} - \text{Production cost (USD)} \quad (4)$$

The IUV of mangroves was derived from benefit values of mangrove services such as coastline protection, seawater intrusion prevention, provision of nursery grounds and carbon sequestration. These benefit values were estimated using replacement costs and benefit transfer methods [4,31]. The coastline protection service was estimated by the cost of breakwater construction over a 10-year project lifespan; the seawater intrusion prevention service was assessed by the cost of the water supply needs of people if the availability of fresh water was reduced due to mangrove loss; the provision of nursery grounds service was estimated by foregone benefit from fishery according to the KKP-Indonesia (Ministry of Marine and Fisheries of Indonesia) [32], who reported an average loss volume of fish catch in South

Sulawesi of 1211 tons per year during the period 2003 to 2011. The loss of 612 ha of mangrove in the same period is from Malik et al. [15]. Finally, carbon sequestration was estimated by using transferring rates of carbon storage of mangrove (100 to 200 tons C/ha) from Ong [33]. The price of carbon credits (USD 5.5/tCO<sub>2</sub>) was based on Diaz *et al.* [34]. Calculation of IUV is conducted using the following formulas:

- Coastline prevention value (CPV)

$$\text{CPV} = \text{coastal length (m)} \times \text{cost of breakwater construction (USD)} \quad (5)$$

Coastal length = 74,000 m; the cost of breakwater construction has been reported to range between 158 USD/m<sup>3</sup> [35] and 875 USD/m<sup>3</sup> [36].

- Seawater intrusion prevention value (SwIPV)

$$\text{SwIPV} = \text{household population} \times \text{number of water supply (gallon/day)} \times \text{Price (USD/gallon)} \times 365 \text{ days} \quad (6)$$

- Provision of nursery grounds value (PNGV)

$$\text{PNGV} = \text{loss volume of fish catch (kg/year)} \times \text{fish price (USD/kg)} / \text{total loss of mangrove area during the period 2003–2011 (612 ha)} \quad (7)$$

- Carbon sequestration value (CSV)

$$\text{CSV} = \text{carbon sequestration rate (100 - 200 tonC/ha)} \times \text{total area of mangrove (1719 ha)} \times \text{price of carbon market (USD 5.5/tonCO}_2\text{)} \quad (8)$$

The OV of mangroves was calculated using the benefit transfer value method [4,23,31]. The benefit values of medicinal material from mangrove ecosystems was estimated by transferring the available value from Sribianti [37], who studied East Luwu district, Indonesia. The annual benefit was 157 USD per hectare [37].

### 3.2.2. Commercial Aquaculture

The economic value of aquaculture (AV) was calculated using the following formulas:

$$\text{Total area of aquaculture (ha)} = \text{number of farmers (23 farmers)} \times \text{area of aquaculture per farmer (3 ha)} \quad (9)$$

$$\text{Investment cost} = \text{cost construction (USD/ha)} + \text{farming equipment (USD/unit)} \times \text{total area of aquaculture (ha)} \quad (10)$$

$$\text{Production cost} = \text{fixed cost (e.g. equipment depreciation) (USD/unit)} + \text{variable cost (fry, feed, fertilizer, fuel, etc) (USD/unit)} \times \text{total area of aquaculture (ha)} \quad (11)$$

$$\text{Benefit of AV} = \text{production (kg/ha/year)} \times \text{price (USD/kg)} \times \text{total area of aquaculture (ha)} \quad (12)$$

$$\text{Net Benefit/year of AV} = \text{benefit of AV (USD/year)} - (\text{investment cost} + \text{production cost}) \quad (13)$$

$$\text{Net benefit/ha/year of AV} = \text{net benefit of AV (USD/year)} / \text{total area of aquaculture (ha)} \quad (14)$$

### 3.2.3. Cost-Benefit Analysis (CBA)

CBA was conducted to compare economic value of mangroves with commercial aquaculture, to assess whether converting mangrove forest into commercial aquaculture is economically feasible. CBA was used to determining the NPV of internal costs and benefits of commercial aquaculture. The project life span of aquaculture was found to be five years on average in the study area [15]. Several studies (e.g., [4,36,38,39]) have observed that shrimp production decreases successively after the fifth year due to the lower survival rate of shrimp. Hence, the production of shrimp over a 10-year project period also decreases by 5% to 20% and investment and production costs increase to sustain shrimp production [39]. However, aquaculture involves external costs including environmental cost (water pollution cost) related to the high salinity content of the water released from the ponds, agrochemical runoff and forest rehabilitation cost for land degradation [36]. Thus, CBA was required to also including the NPV of external cost. The value of environmental cost was adopted from Lan [40], who reported that the production of 360,000 tons of shrimps generates an environmental cost of 280 million USD (1 kg shrimp produced = USD 1.28), whereas the forest rehabilitation cost was estimated from seed provision, planting and maintenance costs [39]. The forest rehabilitation cost was estimated from year 6 to year 10.

Furthermore, CBA is required to determine the NPV of mangroves from fishery and forestry, medicines and mangrove services over a 10-year project period. This is done by using the cost and benefit values of each products and services based on an average age of the present mangrove (17 years) [28] and duration of exploitation of mangrove by local communities. Whereas, the exploitation of mangroves for fishery and forestry products has been ongoing during past several decades, the most intensive exploitation occurred over the past 20 years [15]. A discount rate of 10% was used in the CBA reflecting the predominant cost of the loan interest rate at financial institutions when the survey was conducted [39,41]. The formula for calculating the NPV is as follows [31]:

$$NPV = \sum_{i=1}^n \frac{Bit - Cit}{(1 + r)^t} \quad (15)$$

$$NPV = \sum_{i=1}^n \frac{(Bit + EBit) - (Cit - ECit)}{(1 + r)^t} \quad (16)$$

where:

*NPV* = Net Present Value;

*B* = annual gross benefit; *EB* = annual extended benefit;

*C* = annual gross cost; *EC* = annual extended cost;

*r* = discount rate;

*i* = each benefit or cost;

*t* = period of time;

Criteria:  $NPV > 0$ : financially feasible;  $NPV = 0$ : impasse; and  $NPV < 0$ : not financially feasible.

$$\text{Environmental cost} = \text{shrimp production (kg/ha/year)} \times \text{USD 1.28} \times \text{total area of shrimp ponds (ha)} \quad (17)$$

$$\text{Forest rehabilitation cost} = \text{seed provision cost (USD/ha)} + \text{planting cost (USD/ha)} + \text{maintenance cost (USD/ha)} \times \text{total area of aquaculture (ha)} \quad (18)$$



## 4. Results and Discussion

### 4.1. DUV of Mangroves

In past decades, people who lived around mangroves in this area were highly dependent on mangroves for various fishery and forestry products for domestic and commercial purposes. In fisheries, mangrove forests have benefits for the capture of fish, crab and shrimp as well as aquaculture, whereas in forestry, benefits related to the collection of firewood, charcoal production and *Nypa* palm leaf crafting are generated.

The results of the household survey showed that 43 households have been directly using mangroves for fish capture, six for crab capture, and six for shrimp capture. They are using traditional fishing gear such as fishing rods, fishing nets, fish/crab traps and scoop. Annually, fish capture is conducted during eight months (February to September), when sea conditions are good, whereas the remaining four months (October to January; characterized by high waves and strong winds) are used to rest, repair boats and fishing gear or engage in alternative work [15]. Eight households have been using mangrove for harvest firewood, three for charcoal production and four for *Nypa* palm leaf crafting. The production averages of fish, crab and shrimp capture per household per year are 2450 kg, 338 kg, and 213 kg, respectively. The production of firewood, charcoal and handcrafts such as roofs, walls, floor mats, baskets and especially hats from *Nypa* palm leaves per household per year amounted to 60 bundles, 720 sacks and 6750 pieces, respectively. The total of fish, crab and shrimp production was 105,350 kg/year, 2028 kg/year and 1278 kg/year, respectively. Harvested mangrove forests for firewood reached 480 bundles per year, charcoal production was 2160 sacks per year and handcrafting produced 27,000 pieces per year.

The highest benefit of DUV was obtained from fish production, earning 53 kUSD per year, followed by charcoal production for 9 kUSD per year. Thus, the total benefit of the DUV of mangrove ecosystem is 82 kUSD per year (Table 1).

**Table 1.** The Direct Use Value (DUV) of mangrove in the Takalar district, South Sulawesi, Indonesia.

No.	Products	Household users ( <i>n</i> = 70)	Net use value (USD/year)	Net use value/household (USD/year)	Net use value (USD/ha/year)
Fishery products					
1	Fish capture	43	52,511	1,221	31
2	Crab capture	6	6,531	1,088	4
3	Shrimp capture	6	2,822	470	2
	Sub Total of DUV		61,863		36
Forestry products					
1	Firewood	8	3,379	422	2
2	Charcoal	3	8,809	2,936	5
3	<i>Nypa</i> palm crafting	4	7,804	1,951	5
	Sub Total DUV		19,992		12
	Total of DUV		81,855		48

Total area of mangrove = 1719 ha.

A large number and variety of fish species and other marine species use the mangroves for nursery, spawning and feeding grounds [42]. The main fish, shrimp and crab species available for fishery in the mangrove area include small pelagic fish, snapper (*lates calcarifer* Bloch), milkfish (*Chanos chanos* Forsskål), whiteleg shrimp (*Penaeus vannamei* Boone) and mud crab (*Scylla serrata* Forsskål). Furthermore, the harvest of mangroves for home consumption and firewood and charcoal for commercial use are mostly derived from *Rhizophora* sp., whereas leaves of *Nypa fruticans* Wurmbe are used for handicrafts such as hats, floor mats, baskets, roofs and walls.

Even though fish capture is the dominant source of revenue for the local population and the highest generator of net benefit per year (53 kUSD), the highest net benefit value per household per year (3 kUSD) is derived from charcoal production. Over the last decades, clearing mangroves to expand shrimp ponds has been wide spread in this area, causing mangrove areas to decrease and degrade rapidly, which in turn has led to a decrease in fish production and fishermen's income [15].

#### 4.2. IUV of Mangroves

Besides providing a variety of products, mangrove forest supports ecological services by protecting the coastline from exposure to waves, preventing seawater intrusion and providing nursery grounds and carbon sequestration [43]. Mazda *et al.* [44] stated that the stand of *Kandelia candel* (L.) Druce (six years old) can reduce waves with an offshore height of 1 m to 0.05 m when they reach the shore. Hajramurni [45] and Halim [46] revealed that abrasion and seawater intrusion occurred in several places in the region where mangroves are absent. Abrasion was found along the coast in six sub-districts of Takalar district (Mappakasunggu, Mangarabombang, Sanrobone, South Galesong, Galesong and North Galesong), reaching 20 to 100 metres per year over the past five years. Moreover, seawater intrusion into inland areas has made growth conditions difficult for local crops such as banana. Furthermore, Pirzan *et al.* [47] and Gunarto [48] found that 17 commercial fish species inhabit and use mangroves as nursery grounds in Lamuru Estuary, Bone district, South Sulawesi while 27 commercial fish species do so in the Tongke-tongke mangrove forest area and Sinjai district. In Selangor, Malaysia, Sasekumar *et al.* [49] noted that many species of fish (119) and prawn (9) inhabit and use mangroves as nursery and feeding grounds. In addition, Ong [33] reported that mangroves could store 100 to 200 ton C/ha above ground, whereas below ground carbon can reach 700 ton C/1 m soil thickness/ha (with an estimated carbon sink rate of 1.5 ton C/ha/year).

In this case study area, the net benefit values of these mangrove services have been estimated using the replacement cost and benefit transfer methods. Annual values of prevention of coastline erosion and seawater intrusion provided by mangroves were estimated to be in the range of 1192 kUSD to 6475 kUSD or 694 USD/ha to 3767 USD/ha and 476 kUSD or 277 USD/ha, respectively. Provision of nursery ground service was estimated to be 1403 kUSD or 2292 USD/ha. Furthermore, carbon sequestration services were estimated to be in the range of 945 kUSD to 1891 kUSD or 550 USD/ha to 1100 USD/ha. Thus, annually, the aggregate benefit of IUV mangroves was in the range of 4017 kUSD to 10,245 kUSD or 3813 USD/ha to 7436 USD/ha (Table 2).

Some studies have reported benefit values of such mangrove services, and Sathirathai and Barbier [36] estimated the cost of constructing breakwaters to prevent coastal erosion in Southern Thailand to be 3679 USD/ha. Samonte-Tan *et al.* [23] estimated the benefit value of preventing coastline

erosion and supplying nursery grounds from mangroves in the Bohol Marine Triangle, Philippines to be 672 USD/ha/year and 243 USD/ha/year, respectively. Harahab [39] calculated the annual benefit value of preventing seawater intrusion in Probolinggo district, East Java to be USD 7 kUSD/ha/year. In addition, Salem and Mercer [50] stated the range of economic value of mangroves for coastal protection and carbon sequestration services is 10.45 to 8044 USD/ha/year and 39.89 to 4265 USD/ha/year, respectively.

**Table 2.** The Indirect Use Value (IUV) of mangrove in the Takalar district, South Sulawesi, Indonesia.

No.	Services	Use value (USD/year)	Use value (USD/ha/year)
1	Coastline protection	1,192,475–6,475,000	694–3,767
2	Seawater intrusion prevention	476,114	277
3	Provision of nursery grounds	1,402,775	2,292
4	Carbon sequestration	945,450–1,890,895	550–1,100
	Total of IUV	4,016,814–10,244,784	3,813–7,436

Total area of mangrove = 1719 ha.

#### 4.3. OV of Mangroves

The option value (OV) of mangroves include the future potential use as a pharmaceutical resource [51]. Most mangrove plants have medicinal importance, such as *Avecennia* sp., *Bruguiera* sp., *Ceriops* sp., *Excoecaria* sp., *Rhizophora* sp., *Sonneratia* sp. and *Xylocarpus* sp. [52,53]. Frost [54] reported that communities living in mangrove areas in Indian Sundarban have used *Rhizophora* sp., *Excoecaria* sp. and *Bruguiera* sp. to treat angina, leprosy, and diarrhea and blood pressure, respectively. Jusoff and Taha [51] reported that the tree bark of *Rhizophora* sp. is commonly used to treat fractures, cure diarrhea and stop hemorrhages. In addition, Prakash and Sivakumar [52] stated that dried plant samples of *Excoecaria agallocha* L. prevent pathogenic bacteria. Mangroves are furthermore a rich source of steroids, triterpenes, saponins, flavonoids, alkaloids and tannins [53].

By transferring benefit values of medicine material of mangroves in East Luwu district Indonesia [37], the estimation of the annual benefit value of medicinal material in this area was 270 kUSD (mangrove extent of 1719 ha) or 157 USD per hectare (Table 3). However, over the past decades, mangroves in the study area have degraded, leading to depletion of their composition and diversity [28]. Nonetheless, the economic value of medicinal material in this area is quite high and many species commonly used for medicine are available, such as *Avicennia* sp., *Bruguiera* sp., *Ceriops* sp., *Excoecaria* sp., *Sonneratia* sp., and especially *Rhizophora* sp. [28].

**Table 3.** The Option Value (OV) of mangrove in the Takalar district, South Sulawesi, Indonesia.

No	Option value	Total use value (USD/year)	Total use value (USD/ha/year)
1	Medicines	269,883	157

#### 4.4. TEV and Npv of Mangroves

On the basis of the sum values of the DUV, IUV and OV, the annual benefit of the TEV of mangroves varies between 4370 kUSD and 10,597 kUSD or 4 kUSD/ha and 8 kUSD/ha (Table 4). In addition, the NPVs per hectare for all three values (DUV, IUV and OV) of mangroves benefits (over a 10-year time period with a discount rate of 10%) were 271 USD (DUV), ranging between 13 kUSD and 34 kUSD (IUV), and 893 USD (OV), respectively (Table 5).

The largest benefit value of mangroves (94%) and the highest NPV were derived from the IUV, including the value of coastline protection, seawater intrusion prevention, nursery ground provision and carbon sequestration. The value of coastline protection services dominated the TEV of mangroves in the current study. This finding was similar to observations from Thailand as reported by Barbier *et al.* [8].

These results suggests the ecological functioning of mangroves has an important role in supporting local people's livelihoods [7]. Currently, there is a lack of awareness in local communities concerning the value of such benefits. People are driven by urgent needs and quick and real benefits that can be easily obtained by exploiting mangroves; they may tend to disregard the sustainability and the greater benefit value provided by this resource. In addition, the lower values of the DUV and OV as compared to the IUV suggest that the mangroves have been degraded and have decreased, thereby impacting fishery and forestry production.

**Table 4.** The Total Economic Value (TEV) of mangrove in the Takalar district, South Sulawesi, Indonesia.

No.	Economic use value	Use value (USD/year)	Use value (USD/ha/year)	%
1	DUV	81,885	48	2
2	IUV	4,106,814–10,244,784	3,813–7,436	94
3	OV	269,883	157	4
	TEV	4,368,582–10,596,552	4,018–7,641	100

Total area of mangrove = 1719 ha.

**Table 5.** The Net Present Value (NPV) of mangrove in the Takalar district, South Sulawesi, Indonesia.

NPV	DUV	IUV	OV
NPV (USD)	465,567	22,846,488–58,269,399	1,535,017
NPV (USD/ha)	271	13,291–33,897	893

Total area of mangrove = 1719 ha.

#### 4.5. Benefit Value of Commercial Aquaculture and Comparison to Economic Value of Mangroves

Interviews of 23 aquaculture farmers revealed that aquaculture ponds in the study area have been constructed (to an average extent of 3 hectares) by clearing mangrove forests. The types of aquaculture ponds found were monoculture of shrimp (three ponds), monoculture of milkfish (three ponds), polyculture of shrimp and milkfish (nine ponds) and polyculture of milkfish and seaweed, mainly from *Gracilaria* Greville (eight ponds). The total investment cost, including construction costs and equipment, for all pond areas were 57 kUSD (average cost per pond is about 2488 USD). Meanwhile, the total

production cost, including fixed costs (e.g., equipment depreciation costs and taxes) and variable costs (e.g., costs of labour, seed, feed, fertilizer, fuel) for all pond areas was about 43 kUSD (average per pond 1860 USD). Using two annual harvests, shrimp production generated on average 422 kg/ha/year, milkfish production was 6700 kg/ha/year, and seaweed production was 2862 kg/ha/year. The market prices of shrimp, milkfish and seaweed (*Gracilaria* Greville) were 5.79 USD/kg, 1.58 USD/kg and 0.42 USD/kg, respectively. Thus, annually the net benefit amounts to 228 kUSD or 3301 USD/ha and the NPV of the revenue of aquaculture ponds per hectare during the 10-year project period (with a discount rate of 10%) was estimated to be 1227 USD (Table 6).

This suggests that aquaculture is financially feasible and when compared to the NPV of the DUV and the OV of mangroves, the revenue is 4.5 and 1.4 times higher, respectively. However, when the comparison includes the NPV of the IUV of mangroves, the economic benefit value of mangroves providing environmental services (e.g., providing nursery grounds, protecting coastlines, preventing seawater intrusion, and carbon sequestration) were far higher (varies between 10.8 and 27.6 times) as also reported by Rönnbäck [7]. When the estimation of the NPV of aquaculture is extended to include external costs (costs of environmental and forest rehabilitation or social costs related to water pollution and loss of mangroves), the revenue of commercial aquaculture becomes negative (USD –663/ha) or is no longer economically beneficial (Table 6 and Figure 2).

In Indonesia, generally the expected levels of shrimp production are met during the first five years, after which production starts to decline and many shrimp farmers suffer from heavy economic losses, often leading to bankruptcy [55]. Consequently, many shrimp farms are abandoned as owners try to find new locations for farming [38]; a general pattern also observed in other Asian countries as reported by Bann [4] and Sathirathai and Barbier [36]. Abandoned shrimp ponds are exposed to abrasion and their transformation has limited value for other productive use such as agriculture, due to being very acidic and poor soil quality [36].

In summary, degraded and decreased areas of mangroves, water pollution caused by waste ponds and the loss of nursery, feeding and spawning grounds of marine organisms have become visible evidence of the environmental impacts of aquaculture development. If local environmental conditions are recoverable, the associated costs are very high and, therefore, the economic benefit value of commercial aquaculture in the long term becomes questionable, as also discussed by [56].

**Table 6.** Benefit value of commercial aquaculture in the Takalar district, South Sulawesi, Indonesia.

No	Description	Unit	Value
1	Investment	USD	57,216
2	Production cost	USD/year	42,800
3	Production		
	Shrimp	Kg/ha/year	422
	Milkfish	Kg/ha/year	6,700
	Seaweed ( <i>Gracilaria</i> Greville)	Kg/ha/year	2,862
4	Market price		
	Shrimp	USD/Kg	5.79

Table 6. Cont.

No	Description	Unit	Value
4	Milkfish	USD/Kg	1.58
	Seaweed ( <i>Gracilaria</i> Greville)	USD/Kg	0.42
	Benefit of AV	USD/year	327,796
5	Net benefit of AV	USD/year	227,780
	Net benefit/ha/year of AV	USD/ha/year	3,301
NPV without external cost:			
6	NPV	USD	84,659
	NPV	USD/ha	1,227
NPV with external cost:			
7	NPV	USD	-45,752
	NPV	USD/ha	-663

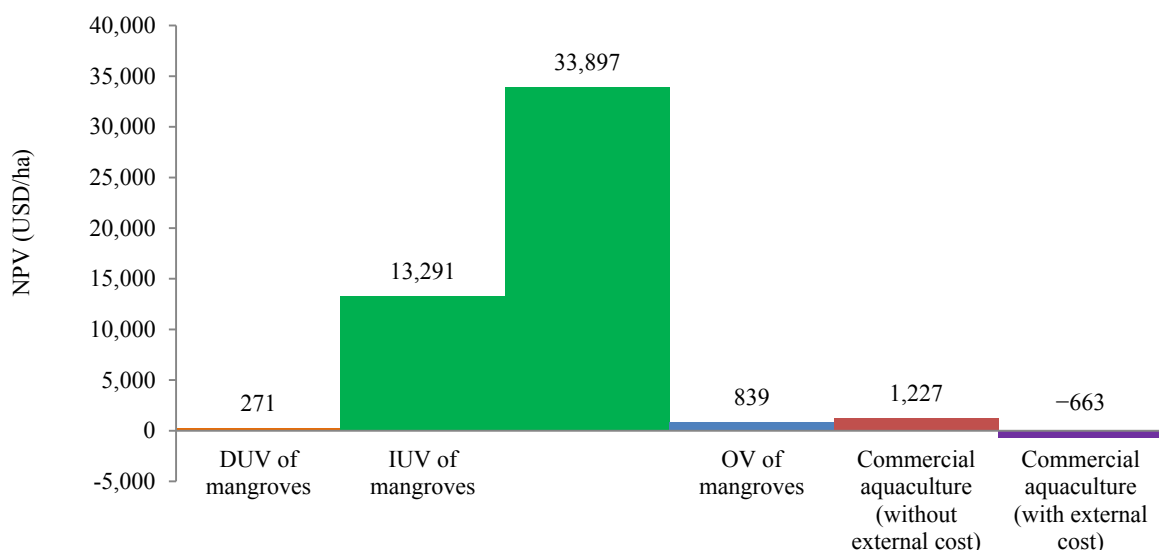


Figure 2. Comparison of the Net Present Value (NPV) of mangrove versus commercial aquaculture in the Takalar district, South Sulawesi, Indonesia.

5. Conclusions

This study has demonstrated that the economic benefit value of mangrove exceeds the economic benefit value of commercial aquaculture in the Takalar district, South Sulawesi, Indonesia. The highest contribution of the TEV (Total Economic Value) of mangroves was found to be derived from the IUV (Indirect Use Value) of mangroves (the benefit value of protecting the coastline, preventing seawater intrusion, acting as a nursery ground and for carbon sequestration). The conversion of mangroves into commercial aquaculture was found to have a higher beneficial value than the DUV (Direct Use Value; the benefit value of fisheries and forestry products) and OV (Option Value; benefit value of medicine) of mangroves and at a first glance seems to be financially viable. However, when the IUV of mangroves was included in the comparison, the value of mangroves was considerably higher. In addition, when the

analysis of NPV (Net Present Value) was extended to include also the costs of environmental and forest rehabilitation, the revenue of aquaculture became negative and thereby no longer economically beneficial.

The comparison of mangrove and commercial aquaculture economic benefit values was essential in policy making targeting sustainable management of mangroves. The approach, as presented in this study, can be used to put monetary values on mangrove forest and aquaculture, including also the environmental costs related to aquaculture development; thereby, providing a balanced economic valuation of conversion of mangrove forest into aquaculture.

### Acknowledgements

We would like to thank the Directorate of Higher Education, Ministry of Education and Culture Republic of Indonesia, who supported this research financially in collaboration with the Department of Geosciences and Natural Resources Management, University of Copenhagen. We would also like to thank the Department of Geography, State University of Makassar (UNM) and the Government of South Sulawesi and Takalar District for their support of our research. Thank you also to Professor Bo Jellesmark Thorsen, University of Copenhagen and two anonymous reviewers for excellent comments on and suggestions for this paper.

### Author Contributions

Abdul Malik led the design of the study, conducted the field work and data analysis used for the economic valuation and wrote the first draft of the paper, with subsequent improvements by the co-authors.

### Conflicts of Interest

The authors declare no conflict of interest.

### References

1. Fauzi, A. *Economics of Natural Resources and Environment. Theory and Applications*; PT Gramedia Pustaka Utama: Jakarta, Indonesia, 2004; p 259.
2. Suparmoko, M. *Neraca Sumberdaya Alam (Natural Resource Accounting)*. BPFU UGM: Yogyakarta, Indonesia, 2005.
3. Rukmana, D. *Ekonomi Lingkungan dan Sumberdaya Alam*; Penerbit Arus Timur: Makassar, Indonesia, 2012.
4. Bann, C. *The Economic Valuation of Mangroves—A Manual for Researchers*; Economy and Environment Program for Southeast Asia (EEPSEA): Singapore, 1998.
5. Barbier, E.B. Sustainable use of wetlands valuing tropical wetland benefits: economic methodologies and applications. *Geogr. J.* **1993**, *159*, 22–32.
6. Brander, L.M.; Wagtendonk, A.J.; Hussain, S.S.; McVittie, A.; Verburg, P.H.; Groot, R.S.D.; Ploeg, S.V.D. Ecosystem service values for mangroves in Southeast Asia: A meta-analysis and value transfer application. *Ecosyst. Serv.* **2012**, *1*, 62–69.

7. Rönnbäck, P. The ecological basis for economic value of seafood production supported by mangrove ecosystems. *Ecol. Econ.* **1999**, *29*, 235–252.
8. Barbier, E.B.; Koch, E.W.; Silliman, B.R.; Hacker, S.D.; Wolanski, E.; Primavera, J.; Granek, E.F.; Polasky, S.; Aswani, S.; Cramer, L.A.; *et al.* Coastal Ecosystem-Based Management with Nonlinear Ecological Functions and Values. *Science* **2008**, *319*, 321–323.
9. Vo, Q.T.; Kuenzer, C.; Vo, Q.M.; Moder, F.; Oppelt, N. Review of valuation methods for mangrove ecosystem services. *Ecol. Indic.* **2012**, *23*, 431–446.
10. Curran, S. Migration, Social Capital, and the Environment: Considering Migrant Selectivity and Networks in Relation to Coastal Ecosystems. *Popul. Dev. Rev.* **2002**, *28*, 89–125.
11. Giri, C.; Ochieng, E.; Tieszen, L.L.; Zhu, Z.; Singh, A.; Loveland, T.; Masek, J.; Duke, N., Status and distribution of mangrove forests of the world using earth observation satellite data. *Global Ecol. Biogeogr.* **2011**, *20*, 154–159.
12. FAO. *The World's Mangroves 1980–2005*; Food and Agriculture Organization (FAO): Rome, Italy, 2007.
13. Perubahan Tutupan Hutan Mangrove di Pantai Timur Sumatera Utara Periode 1977–2006. Available online: [http://www.biologi.lipi.go.id/bio\\_indonesia/mTemplate.php?h=30&id\\_publicasi\\_jurnal=163](http://www.biologi.lipi.go.id/bio_indonesia/mTemplate.php?h=30&id_publicasi_jurnal=163) (accessed on 5 May 2013).
14. Nurkin, B. Degradation of Mangrove Forests in South Sulawesi, Indonesia. *Hydrobiologia* **1994**, *285*, 271–276.
15. Malik, A.; Fensholt, R.; Mertz, O. Consequences of Mangrove Forest Change in South Sulawesi. *Reg. Environ. Chang.* under review.
16. Noor, Y.R.; Khazali, M.; Suryadiputra, I.N.N. *Panduan Pengenalan Mangrove di Indonesia*, 2nd ed.; PHKA/WI-IP: Bogor, Indonesia, 2006; pp. 23–26.
17. WGMFDA. *Kelautan dan Perikanan dalam Angka 2013*; Working Group of Marine and Fisheries Data Arrangement (WGMFDA); Ministry of Marine and Fisheries of Indonesia: Jakarta, Indonesia, 2013.
18. GlobeFish. Food Market: Shrimp Production. Available online: <http://www.globefish.org>. (accessed on 5 May 2013).
19. Barbier, E.B. Habitat-Fishery Linkages and Mangrove Loss in Thailand. *Contemp. Econ. Policy* **2003**, *21*, 59–77.
20. Hogarth, P. *The Biology of Mangroves and Seagrass*, 2ed.; Oxford University Press: New York, NY, USA, 2007.
21. Chee, Y.E. An Ecological Perspective on the Valuation of Ecosystem Services. *Biol. Conserv.* **2004**, *120*, 549–565.
22. Beaumont, N.J.; Austen, M.C.; Mangi, S.C.; Townsend, M. Economic valuation for the conservation of marine biodiversity. *Mar. Pollut. Bull.* **2008**, *56*, 386–396.
23. Samonte-Tan, G.P.B.; White, A.T.; Tercero, M.A.; Diviva, J.; Tabara, E.; Caballes, C. Economic Valuation of Coastal and Marine Resources: Bohol Marine Triangle, Philippines. *Coastal Manag.* **2007**, *35*, 319–338.
24. Ukkas, M. *Pemetaan Potensi/Zonasi Wilayah Pesisir dan Pulau-pulau Kecil Kabupaten Takalar*; Laporan Penelitian; Universitas Hasanuddin: Makassar, Indonesia, 2001.



25. BPS-Kab.Takalar *Kabupaten Takalar Dalam Angka 2012*; Badan Pusat Statistik (BPS) Kabupaten Takalar: Takalar, Indonesia, 2012.
26. BPS-Kab.Takalar *Kabupaten Takalar Dalam Angka 2004–2012*; Badan Pusat Statistik (BPS) Kabupaten Takalar: Takalar, Indonesia, 2004–2012.
27. BPS-Sulsel, *Sulawesi Selatan Dalam Angka 2012*; Badan Pusat Statistik Sulawesi Selatan (BPS-Sulsel): Sulawesi Selatan, Indonesia, 2012.
28. Malik, A.; Fensholt, R.; Mertz, O. Mangrove Exploitation Effects on Biodiversity and Ecosystem Services. *Biodivers. Conserv.* under review.
29. Patton, M. *Qualitative Evaluation and Research Methods*; Sage: Beverly Hills, CA, USA, 1990; p. 532.
30. Pearce, D.; Moran, D. *The Economic Value of Biodiversity*; Earthscan: London, UK, 1994.
31. UNEP, *Guidelines for Conducting Economic Valuation of Coastal Ecosystem Goods and Services*; UNEP/GEF/SCS Technical Publication: Bangkok, Thailand, 2007.
32. KKP-Indonesia, *Statistical Data of Marine and Fisheries*. Available online: <http://statistik.kkp.go.id/> (accessed on 1 March 2013).
33. Ong, J.E. Mangroves—A carbon source or sink. *Chemosphere* **1993**, *27*, 1097–1107.
34. Diaz, D.; Hamilton, K.; Johnson, E. *Forest Carbon Market 2011: From Canopy to Currency*; Forest Trend Ecosystem Marketplace: Washington, DC, USA, 2011; p. 93.
35. Mayudin, A. Kondisi Ekonomi Pasca Konversi Hutan Mangrove menjadi Lahan Tambak di Kabupaten Pangkajene Kepulauan Propinsi Sulawesi Selatan. *Eksos* **2012**, *8*, 90–104.
36. Sathirathai, S.; Barbier, E.B. Valuing Mangrove Conservation in Southern Thailand. *Contemp. Econ. Policy* **2001**, *19*, 109–122.
37. Sribianti, I. Valuasi Ekonomi Hutan Mangrove: Studi Kasus Valuasi Ekonomi Kawasan Hutan Mangrove Malili Kabupaten Luwu Timur. *J. Sains. & Teknol.* **2008**, *8*, 186–192.
38. Hong, P.N. Impact of Shrimp Culture Extension on Environmental and Biodiversity resources in Marsh of Coastal Zone. *J. Fish.* **1995**, *3*, 6–9.
39. Harahab, N. *Penilaian Ekonomi Ekosistem Hutan Mangrove dan Aplikasinya dalam Perencanaan Wilayah Pesisir*; Graha Ilmu Publisher: Yogyakarta, Indonesia, 2010.
40. Lan, T.D. Coastal aquaculture and shrimp farming in North Vietnam and environmental cost estimation. *Aquatic Ecosyst. Health Manag.* **2009**, *12*, 235–242.
41. Gunawardena, M.; Rowan, J.S., Economic Valuation of a Mangrove Ecosystem Threatened by Shrimp Aquaculture in Sri Lanka. *Environ.Manag.* **2005**, *4*, 535–550.
42. Setyawan, A.D.; Winarno, K. Pemanfaatan Langsung Ekosistem Mangrove di Jawa Tengah dan Penggunaan Lahan di Sekitarnya; Kerusakan dan Upaya Restorasinya. *Biodiversitas* **2006**, *7*, 282–291.
43. Ong, J.E.; Gong, W.K. *Structure, Function and Management of Mangrove Ecosystems*; International Society for Mangrove Ecosystems (ISME): Okinawa, Japan; International Tropical Timber Organization (ITTO): Yokohama, Japan, 2013.
44. Mazda, Y.; Magi, M.; Kogo, M.; Hong, P.N. Mangroves as a coastal protection from waves in the Tong King delta, Vietnam. *Mangroves Salt Marshes* **1997**, *1*, 127–135.

45. Hajramurni, A. Abrasion speed in Takalar hits 100 meters a year. Available online: <http://www.thejakartapost.com/news/2010/04/27/abrasion-speed-takalar-hits-100-meters-a-year.html> (accessed on 13 March 2013).
46. Halim, A. Kerusakan Mangrove Memiskinkan Warga. Available online: <http://megapolitan.kompas.com/read/2012/11/23/03510427/> (accessed on 13 March 2013).
47. Pirzan, A.M.; Daud, R.; Kabangnga, N. *Pemantapan Budidaya Kepiting Bakau untuk Mengantisipasi Dampak Penangkapan di Perairan Sungai Lamuru, Kabupaten Bone*; Balai Penelitian Perikanan Pantai: Maros, Indonesia, 1999.
48. Gunarto, Konservasi mangrove sebagai pendukung sumberdaya hayati perikanan pantai. *J. Litbang Pertan.* **2004**, *23*, 15–21.
49. Sasekumar, A.; Chong, V.C.; Leh, M.U.; D’Cruz, R. Mangroves as a Habitat for Fish and Prawns. *Hyrobiologia* **1992**, *247*, 195–207.
50. Salem, M.E.; Mercer, D.E. The Economic Value of Mangrove: A Meta-Analysis. *Sustainability* **2012**, *4*, 359–383.
51. Jusoff, K.; Taha, D. Managing Sustainable Mangrove Forests in Peninsular Malaysia. *J. Sustain. Devel.* **2008**, *1*, 88–96.
52. Prakash, M.; Sivakumar, T. A study on antibacterial activity of mangrove plant *Excoecaria agallocha* L. *Int. J. Curr. Microbiol. Appl. Sci.* **2013**, *2*, 260–262.
53. Bandaranayake, W.M. Traditional and medicinal uses of mangroves. *Mangroves Salt Marshes* **1998**, *2*, 133–148.
54. Frost, R. Dwindling Indian Sundarban Mangrove: The Way Out. *Sci. Culture* **2010**, *76*, 275–282.
55. MAP-Indonesia *Kajian Resilian (Situational and Contextual Field Assessment and Analysis-Restoring Coastal Livelihood Project)*; Mangrove Action Project (MAP) Indonesia: Sulawesi Selatan, Indonesia, 2011.
56. Sigit, R.R. Ekonomi Lingkungan: Pilih Mangrove atau Tambak. Available online: <http://www.mongabay.co.id/2013/10/25/ekonomi-lingkungan-pilih-mangrove-atau-tambak/> (accessed on 5 January 2013).